

# Product Datasheet

## Tryptophan hydroxylase 2 Antibody (CL2990) - BSA Free NBP2-46646

Unit Size: 0.1 ml

Store at 4C short term. Aliquot and store at -20C long term. Avoid freeze-thaw cycles.

[www.novusbio.com](http://www.novusbio.com)



[technical@novusbio.com](mailto:technical@novusbio.com)

Protocols, Publications, Related Products, Reviews, Research Tools and Images at:  
[www.novusbio.com/NBP2-46646](http://www.novusbio.com/NBP2-46646)

Updated 12/2/2025 v.20.1

Earn rewards for product  
reviews and publications.

Submit a publication at [www.novusbio.com/publications](http://www.novusbio.com/publications)

Submit a review at [www.novusbio.com/reviews/destination/NBP2-46646](http://www.novusbio.com/reviews/destination/NBP2-46646)



**NBP2-46646****Tryptophan hydroxylase 2 Antibody (CL2990) - BSA Free**

<b>Product Information</b>	
<b>Unit Size</b>	0.1 ml
<b>Concentration</b>	Concentrations vary lot to lot. See vial label for concentration. If unlisted please contact technical services.
<b>Storage</b>	Store at 4C short term. Aliquot and store at -20C long term. Avoid freeze-thaw cycles.
<b>Clonality</b>	Monoclonal
<b>Clone</b>	CL2990
<b>Preservative</b>	0.02% Sodium Azide
<b>Isotype</b>	IgG1
<b>Purity</b>	Protein A purified
<b>Buffer</b>	PBS (pH 7.2) and 40% Glycerol

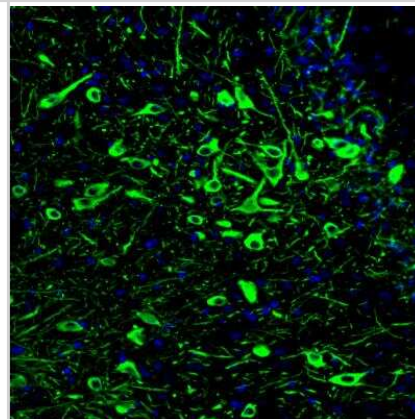
<b>Product Description</b>	
<b>Description</b>	Novus Biologicals Mouse Tryptophan hydroxylase 2 Antibody (CL2990) - BSA Free (NBP2-46646) is a monoclonal antibody validated for use in IHC. All Novus Biologicals antibodies are covered by our 100% guarantee.
<b>Host</b>	Mouse
<b>Gene ID</b>	121278
<b>Gene Symbol</b>	TPH2
<b>Species</b>	Human, Mouse, Rat
<b>Reactivity Notes</b>	Please note that this antibody is reactive to Mouse and derived from the same host, Mouse. Mouse-On-Mouse blocking reagent may be needed for IHC and ICC experiments to reduce high background signal. You can find these reagents under catalog numbers PK-2200-NB and MP-2400-NB. Please contact Technical Support if you have any questions
<b>Immunogen</b>	This antibody was developed using a recombinant protein derived from Q8IWU9, with the exact immunogen sequence remaining proprietary.

<b>Product Application Details</b>	
<b>Applications</b>	Immunohistochemistry-Paraffin, Immunohistochemistry
<b>Recommended Dilutions</b>	Immunohistochemistry 1:1000 - 1:2500, Immunohistochemistry-Paraffin 1:1000 - 1:2500
<b>Application Notes</b>	For IHC-Paraffin, HIER pH 6 retrieval is recommended.

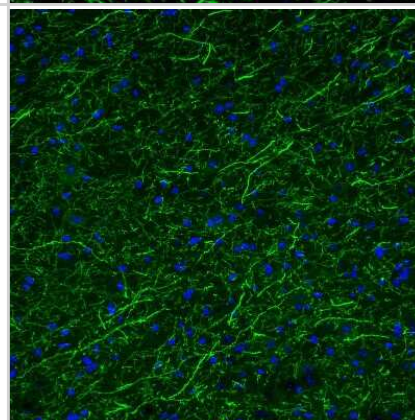


## Images

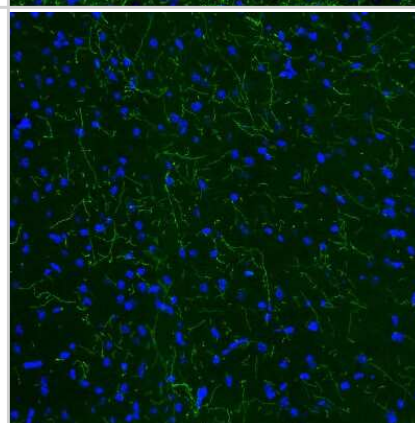
Immunohistochemistry: Tryptophan hydroxylase 2 Antibody (CL2990) [NBP2-46646] - Staining of rat midbrain shows strong positivity in serotonin neurons in the dorsal raphe nucleus.



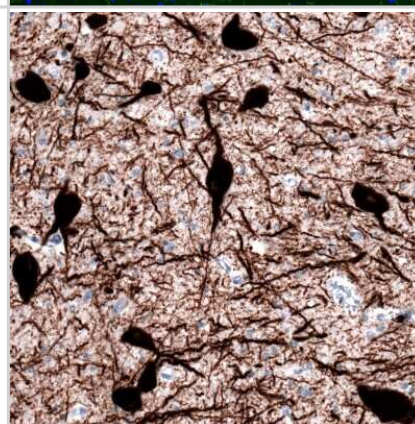
Immunohistochemistry: Tryptophan hydroxylase 2 Antibody (CL2990) [NBP2-46646] - Staining of mouse brain shows moderate positivity in serotonergic fibers in the basal forebrain.



Immunohistochemistry: Tryptophan hydroxylase 2 Antibody (CL2990) [NBP2-46646] - Staining of mouse brain shows moderate positivity in serotonergic fibers in the cerebral cortex.



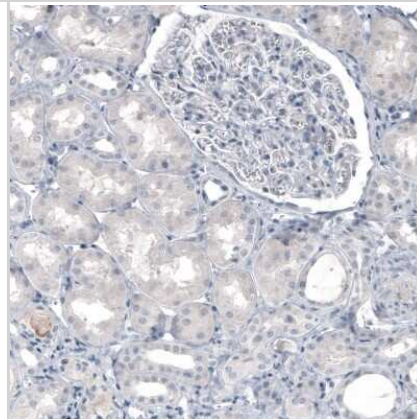
Immunohistochemistry-Paraffin: Tryptophan hydroxylase 2 Antibody (CL2990) [NBP2-46646] - Staining of human dorsal raphe nucleus shows strong cytoplasmic positivity in serotonin neurons.



Immunohistochemistry-Paraffin: Tryptophan hydroxylase 2 Antibody (CL2990) [NBP2-46646] - Staining of human cerebral cortex shows moderate positivity in serotonergic neural fibers.



Immunohistochemistry-Paraffin: Tryptophan hydroxylase 2 Antibody (CL2990) [NBP2-46646] - Staining of human kidney shows no positivity in cells in tubules or glomeruli as expected.





### **Novus Biologicals USA**

10730 E. Briarwood Avenue  
Centennial, CO 80112  
USA  
Phone: 303.730.1950  
Toll Free: 1.888.506.6887  
Fax: 303.730.1966  
nb-customerservice@bio-techne.com

### **Bio-Techne Canada**

21 Canmotor Ave  
Toronto, ON M8Z 4E6  
Canada  
Phone: 905.827.6400  
Toll Free: 855.668.8722  
Fax: 905.827.6402  
canada.inquires@bio-techne.com

### **Bio-Techne Ltd**

19 Barton Lane  
Abingdon Science Park  
Abingdon, OX14 3NB, United Kingdom  
Phone: (44) (0) 1235 529449  
Free Phone: 0800 37 34 15  
Fax: (44) (0) 1235 533420  
info.EMEA@bio-techne.com

### **General Contact Information**

www.novusbio.com  
Technical Support: nb-technical@bio-techne.com  
Orders: nb-customerservice@bio-techne.com  
General: novus@novusbio.com

### **Products Related to NBP2-46646**

---

NBP2-46646PEP	Tryptophan hydroxylase 2 Recombinant Protein Antigen
HAF007	Goat anti-Mouse IgG Secondary Antibody [HRP]
NB7539	Goat anti-Mouse IgG (H+L) Secondary Antibody [HRP]
NBP1-97005-0.5mg	Mouse IgG1 Isotype Control (MG1)

---

### **Limitations**

This product is for research use only and is not approved for use in humans or in clinical diagnosis. Primary Antibodies are guaranteed for 1 year from date of receipt.

For more information on our 100% guarantee, please visit [www.novusbio.com/guarantee](http://www.novusbio.com/guarantee)

Earn gift cards/discounts by submitting a review: [www.novusbio.com/reviews/submit/NBP2-46646](http://www.novusbio.com/reviews/submit/NBP2-46646)

Earn gift cards/discounts by submitting a publication using this product:  
[www.novusbio.com/publications](http://www.novusbio.com/publications)

