

# Product Datasheet

## S100B Antibody (CL2720) - BSA Free NBP2-46626

Unit Size: 0.1 ml

Store at 4C short term. Aliquot and store at -20C long term. Avoid freeze-thaw cycles.

[www.novusbio.com](http://www.novusbio.com)



[technical@novusbio.com](mailto:technical@novusbio.com)

Protocols, Publications, Related Products, Reviews, Research Tools and Images at:  
[www.novusbio.com/NBP2-46626](http://www.novusbio.com/NBP2-46626)

Updated 12/2/2025 v.20.1

Earn rewards for product  
reviews and publications.

Submit a publication at [www.novusbio.com/publications](http://www.novusbio.com/publications)

Submit a review at [www.novusbio.com/reviews/destination/NBP2-46626](http://www.novusbio.com/reviews/destination/NBP2-46626)



**NBP2-46626**

S100B Antibody (CL2720) - BSA Free

<b>Product Information</b>	
<b>Unit Size</b>	0.1 ml
<b>Concentration</b>	Concentrations vary lot to lot. See vial label for concentration. If unlisted please contact technical services.
<b>Storage</b>	Store at 4C short term. Aliquot and store at -20C long term. Avoid freeze-thaw cycles.
<b>Clonality</b>	Monoclonal
<b>Clone</b>	CL2720
<b>Preservative</b>	0.02% Sodium Azide
<b>Isotype</b>	IgG1
<b>Purity</b>	Protein A purified
<b>Buffer</b>	PBS (pH 7.2) and 40% Glycerol

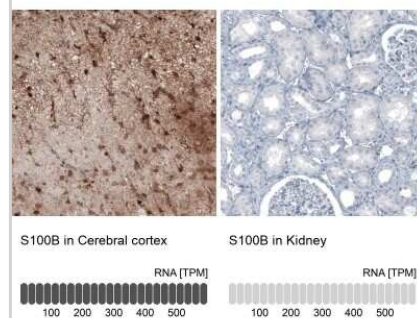
<b>Product Description</b>	
<b>Description</b>	Novus Biologicals Mouse S100B Antibody (CL2720) - BSA Free (NBP2-46626) is a monoclonal antibody validated for use in IHC and WB. All Novus Biologicals antibodies are covered by our 100% guarantee.
<b>Host</b>	Mouse
<b>Gene ID</b>	6285
<b>Gene Symbol</b>	S100B
<b>Species</b>	Human, Mouse, Rat
<b>Reactivity Notes</b>	Please note that this antibody is reactive to Mouse and derived from the same host, Mouse. Mouse-On-Mouse blocking reagent may be needed for IHC and ICC experiments to reduce high background signal. You can find these reagents under catalog numbers PK-2200-NB and MP-2400-NB. Please contact Technical Support if you have any questions
<b>Immunogen</b>	This antibody was developed using a recombinant protein derived from P04271, with the exact immunogen sequence remaining proprietary.

<b>Product Application Details</b>	
<b>Applications</b>	Western Blot, Immunohistochemistry-Paraffin, Immunohistochemistry
<b>Recommended Dilutions</b>	Western Blot 1 ug/ml, Immunohistochemistry 1:500 - 1:1000, Immunohistochemistry-Paraffin 1:500-1:1000
<b>Application Notes</b>	For IHC-Paraffin, HIER pH 6 retrieval is recommended.

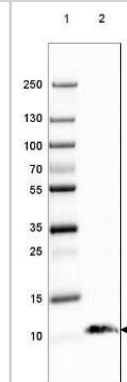


## Images

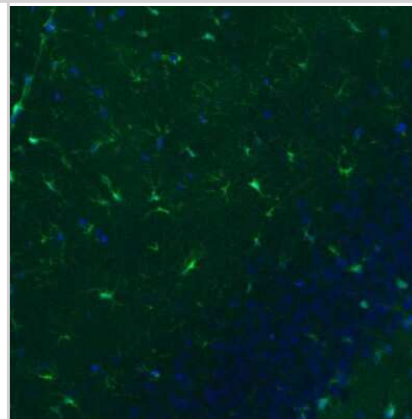
Immunohistochemistry-Paraffin: S100B Antibody (CL2720) [NBP2-46626] - Staining in human cerebral cortex and kidney tissues. Corresponding S100B RNA-seq data are presented for the same tissues.



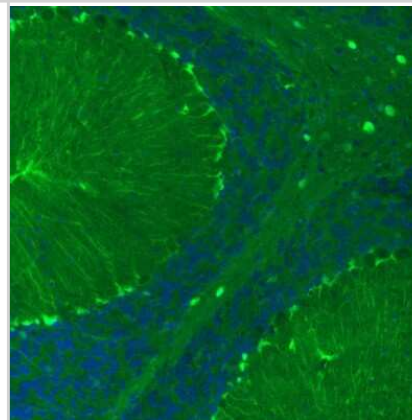
Western Blot: S100B Antibody (CL2720) [NBP2-46626] - Lane 1: Marker [kDa] 250, 130, 100, 70, 55, 35, 25, 15, 10. Lane 2: Human Cerebral Cortex tissue



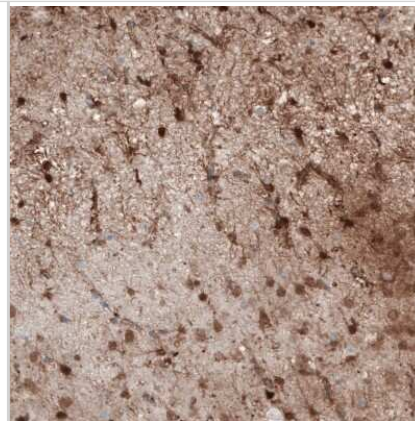
Immunohistochemistry: S100B Antibody (CL2720) [NBP2-46626] - Staining of rat brain shows moderate positivity in astrocytes in the hippocampus.



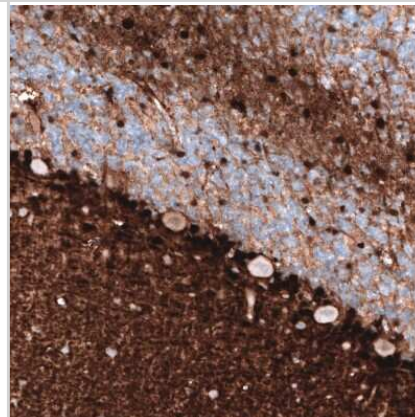
Immunohistochemistry: S100B Antibody (CL2720) [NBP2-46626] - Staining of mouse brain shows moderate positivity in the cerebellum.



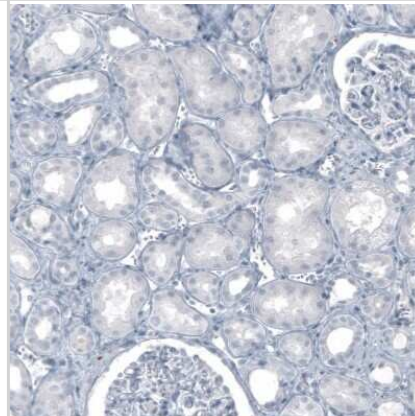
Immunohistochemistry-Paraffin: S100B Antibody (CL2720) [NBP2-46626] - Staining of human cerebral cortex shows moderate nuclear positivity in astrocytes.



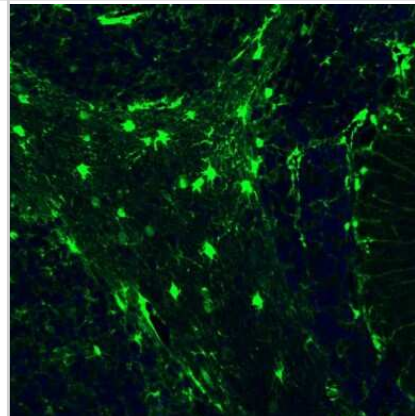
Immunohistochemistry-Paraffin: S100B Antibody (CL2720) [NBP2-46626] - Staining of human cerebellum shows strong nuclear positivity in glial cells.



Immunohistochemistry-Paraffin: S100B Antibody (CL2720) [NBP2-46626] - Staining of human kidney shows no nuclear positivity as expected.



Immunohistochemistry: S100B Antibody (CL2720) [NBP2-46626] - Staining of rat brain shows strong positivity in glial cells in the cerebellum.





### **Novus Biologicals USA**

10730 E. Briarwood Avenue  
Centennial, CO 80112  
USA  
Phone: 303.730.1950  
Toll Free: 1.888.506.6887  
Fax: 303.730.1966  
nb-customerservice@bio-techne.com

### **Bio-Techne Canada**

21 Canmotor Ave  
Toronto, ON M8Z 4E6  
Canada  
Phone: 905.827.6400  
Toll Free: 855.668.8722  
Fax: 905.827.6402  
canada.inquires@bio-techne.com

### **Bio-Techne Ltd**

19 Barton Lane  
Abingdon Science Park  
Abingdon, OX14 3NB, United Kingdom  
Phone: (44) (0) 1235 529449  
Free Phone: 0800 37 34 15  
Fax: (44) (0) 1235 533420  
info.EMEA@bio-techne.com

### **General Contact Information**

www.novusbio.com  
Technical Support: nb-technical@bio-techne.com  
Orders: nb-customerservice@bio-techne.com  
General: novus@novusbio.com

### **Products Related to NBP2-46626**

---

NBP2-46626PEP	S100B Recombinant Protein Antigen
NBP2-33376H	Blue Marker Antibody (6F4-F6) [HRP]
HAF007	Goat anti-Mouse IgG Secondary Antibody [HRP]
NB7539	Goat anti-Mouse IgG (H+L) Secondary Antibody [HRP]
NBP1-97005-0.5mg	Mouse IgG1 Isotype Control (MG1)

---

### **Limitations**

This product is for research use only and is not approved for use in humans or in clinical diagnosis. Primary Antibodies are guaranteed for 1 year from date of receipt.

For more information on our 100% guarantee, please visit [www.novusbio.com/guarantee](http://www.novusbio.com/guarantee)

Earn gift cards/discounts by submitting a review: [www.novusbio.com/reviews/submit/NBP2-46626](http://www.novusbio.com/reviews/submit/NBP2-46626)

Earn gift cards/discounts by submitting a publication using this product:  
[www.novusbio.com/publications](http://www.novusbio.com/publications)

