

Product Datasheet

AlphaA Crystallin/CRYAA Antibody (OTI3B12) NBP2-46354

Unit Size: 0.1 ml

Store at -20C. Avoid freeze-thaw cycles.

www.novusbio.com



technical@novusbio.com

Protocols, Publications, Related Products, Reviews, Research Tools and Images at:
www.novusbio.com/NBP2-46354

Updated 9/9/2025 v.20.1

Earn rewards for product
reviews and publications.

Submit a publication at www.novusbio.com/publications

Submit a review at www.novusbio.com/reviews/destination/NBP2-46354



NBP2-46354

AlphaA Crystallin/CRYAA Antibody (OTI3B12)


Product Information	
Unit Size	0.1 ml
Concentration	1 mg/ml
Storage	Store at -20C. Avoid freeze-thaw cycles.
Clonality	Monoclonal
Clone	OTI3B12
Preservative	0.02% Sodium Azide
Isotype	IgG2b
Purity	Immunogen affinity purified
Buffer	PBS (pH 7.3), 1.0% BSA and 50% Glycerol
Target Molecular Weight	19.7 kDa

Product Description	
Description	Novus Biologicals Mouse AlphaA Crystallin/CRYAA Antibody (OTI3B12) (NBP2-46354) is a monoclonal antibody validated for use in IHC, WB and ICC/IF. All Novus Biologicals antibodies are covered by our 100% guarantee.
Host	Mouse
Gene ID	1409
Gene Symbol	CRYAA
Species	Human, Mouse, Rat
Reactivity Notes	Please note that this antibody is reactive to Mouse and derived from the same host, Mouse. Mouse-On-Mouse blocking reagent may be needed for IHC and ICC experiments to reduce high background signal. You can find these reagents under catalog numbers PK-2200-NB and MP-2400-NB. Please contact Technical Support if you have any questions.
Immunogen	Full length human recombinant protein of human CRYAA(NP_000385) produced in HEK293T cell.

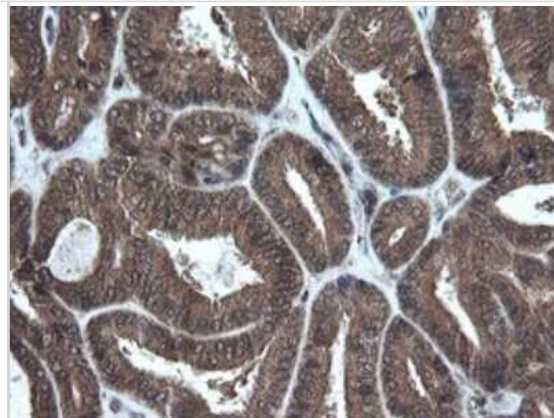
Product Application Details	
Applications	Western Blot, Immunohistochemistry-Paraffin, Immunocytochemistry/Immunofluorescence, Immunohistochemistry
Recommended Dilutions	Western Blot 1:2000, Immunohistochemistry 1:150, Immunocytochemistry/Immunofluorescence 1:100, Immunohistochemistry-Paraffin

Images

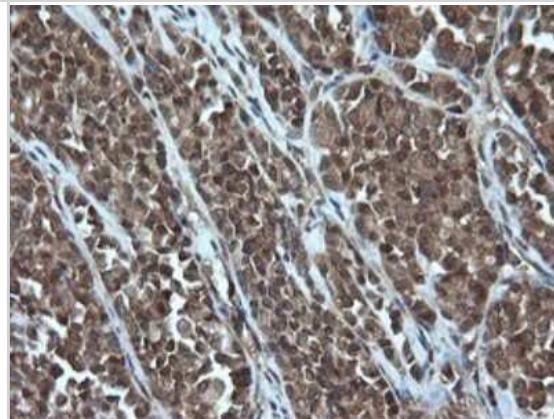
Western Blot: AlphaA Crystallin/CRYAA Antibody (OTI3B12) [NBP2-46354] - Analysis of HEK293T cells were transfected with the pCMV6-ENTRY control (Left lane) or pCMV6-ENTRY CRYAA.



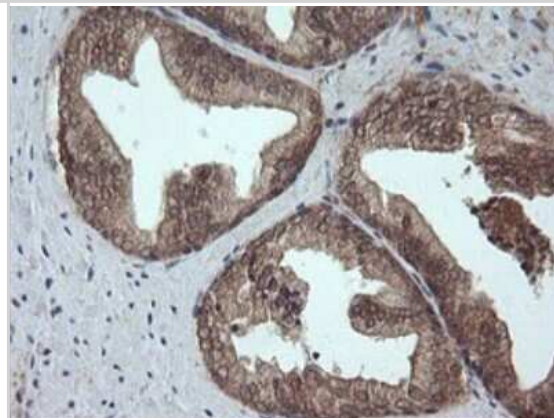
Immunohistochemistry: AlphaA Crystallin/CRYAA Antibody (OTI3B12) [NBP2-46354] - Analysis of Adenocarcinoma of Human endometrium tissue.



Immunohistochemistry: AlphaA Crystallin/CRYAA Antibody (OTI3B12) [NBP2-46354] - Analysis of Carcinoma of Human thyroid tissue.



Immunohistochemistry: AlphaA Crystallin/CRYAA Antibody (OTI3B12) [NBP2-46354] - Analysis of Human prostate tissue.



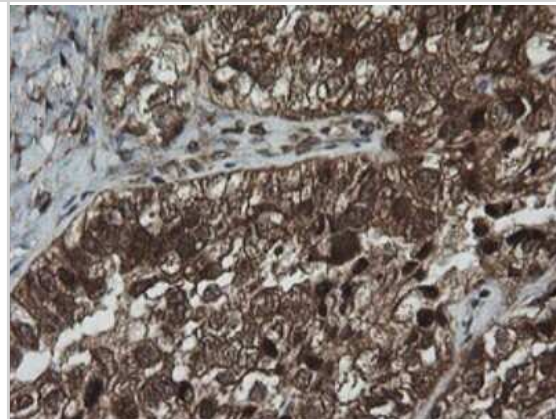
Immunohistochemistry: AlphaA Crystallin/CRYAA Antibody (OTI3B12) [NBP2-46354] - Analysis of Carcinoma of Human liver tissue.



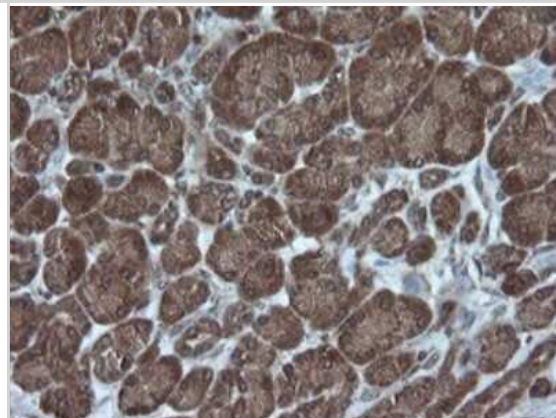
Immunohistochemistry: AlphaA Crystallin/CRYAA Antibody (OTI3B12)
[NBP2-46354] - Analysis of Human breast tissue.



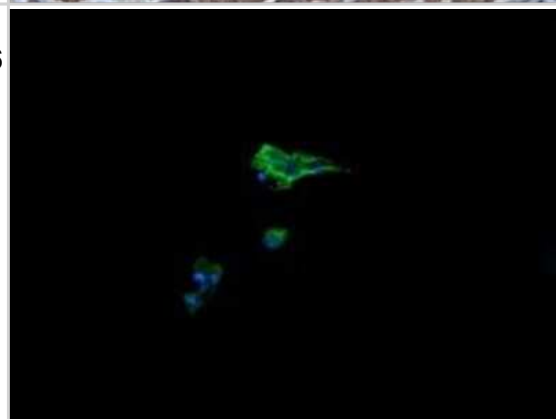
Immunohistochemistry: AlphaA Crystallin/CRYAA Antibody (OTI3B12)
[NBP2-46354] - Analysis of Adenocarcinoma of Human ovary tissue.



Immunohistochemistry: AlphaA Crystallin/CRYAA Antibody (OTI3B12)
[NBP2-46354] - Analysis of Human pancreas tissue.



Immunofluorescence: AlphaA Crystallin/CRYAA Antibody (OTI3B12)
[NBP2-46354] - Analysis of COS7 cells transiently transfected by pCMV6-ENTRY CRYAA.





Novus Biologicals USA

10730 E. Briarwood Avenue
Centennial, CO 80112
USA
Phone: 303.730.1950
Toll Free: 1.888.506.6887
Fax: 303.730.1966
nb-customerservice@bio-techne.com

Bio-Techne Canada

21 Canmotor Ave
Toronto, ON M8Z 4E6
Canada
Phone: 905.827.6400
Toll Free: 855.668.8722
Fax: 905.827.6402
canada.inquires@bio-techne.com

Bio-Techne Ltd

19 Barton Lane
Abingdon Science Park
Abingdon, OX14 3NB, United Kingdom
Phone: (44) (0) 1235 529449
Free Phone: 0800 37 34 15
Fax: (44) (0) 1235 533420
info.EMEA@bio-techne.com

General Contact Information

www.novusbio.com
Technical Support: nb-technical@bio-techne.com
Orders: nb-customerservice@bio-techne.com
General: novus@novusbio.com

Products Related to NBP2-46354

NBP2-33376H	Blue Marker Antibody (6F4-F6) [HRP]
HAF007	Goat anti-Mouse IgG Secondary Antibody [HRP]
NB7539	Goat anti-Mouse IgG (H+L) Secondary Antibody [HRP]
NBP2-27231	Mouse IgG2b Isotype Control (MPC-11)

Limitations

This product is for research use only and is not approved for use in humans or in clinical diagnosis. Primary Antibodies are guaranteed for 1 year from date of receipt.

For more information on our 100% guarantee, please visit www.novusbio.com/guarantee

Earn gift cards/discounts by submitting a review: www.novusbio.com/reviews/submit/NBP2-46354

Earn gift cards/discounts by submitting a publication using this product:
www.novusbio.com/publications

