

Product Datasheet

NR4A3/NOR1 Antibody (OTI5C2) NBP2-46246

Unit Size: 0.1 ml

Store at -20C. Avoid freeze-thaw cycles.

www.novusbio.com



technical@novusbio.com

Publications: 2

Protocols, Publications, Related Products, Reviews, Research Tools and Images at:
www.novusbio.com/NBP2-46246

Updated 9/9/2025 v.20.1

Earn rewards for product
reviews and publications.

Submit a publication at www.novusbio.com/publications

Submit a review at www.novusbio.com/reviews/destination/NBP2-46246



NBP2-46246

NR4A3/NOR1 Antibody (OTI5C2)

Product Information	
Unit Size	0.1 ml
Concentration	1 mg/ml
Storage	Store at -20C. Avoid freeze-thaw cycles.
Clonality	Monoclonal
Clone	OTI5C2
Preservative	0.02% Sodium Azide
Isotype	IgG1
Purity	Immunogen affinity purified
Buffer	PBS (pH 7.3), 1.0% BSA and 50% Glycerol

Product Description	
Description	Novus Biologicals Mouse NR4A3/NOR1 Antibody (OTI5C2) (NBP2-46246) is a monoclonal antibody validated for use in IHC and WB. Anti-NR4A3/NOR1 Antibody: Cited in 2 publications. All Novus Biologicals antibodies are covered by our 100% guarantee.
Host	Mouse
Gene ID	8013
Gene Symbol	NR4A3
Species	Human, Mouse, Rat
Reactivity Notes	Please note that this antibody is reactive to Mouse and derived from the same host, Mouse. Mouse-On-Mouse blocking reagent may be needed for IHC and ICC experiments to reduce high background signal. You can find these reagents under catalog numbers PK-2200-NB and MP-2400-NB. Please contact Technical Support if you have any questions.
Immunogen	Human recombinant protein fragment corresponding to amino acids 332-626 of human NR4A3 (NP_008912) produced in E.coli.

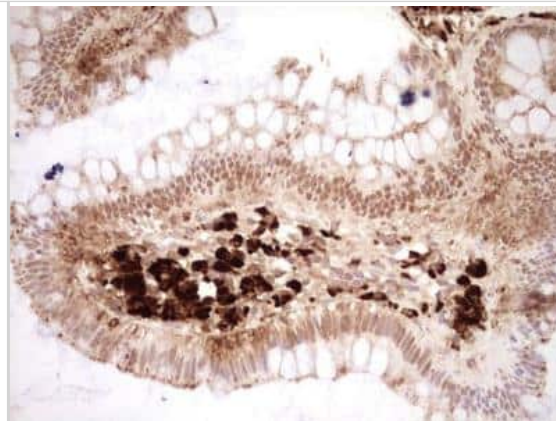
Product Application Details	
Applications	Western Blot, Immunohistochemistry-Paraffin, Immunohistochemistry
Recommended Dilutions	Western Blot 1:2000, Immunohistochemistry 1:150, Immunohistochemistry-Paraffin

Images

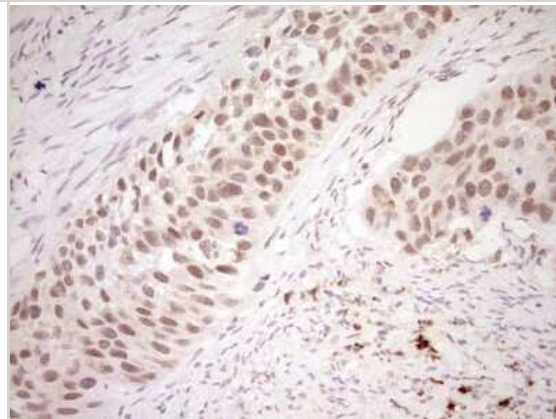
Western Blot: NR4A3/NOR1 Antibody (5C2) [NBP2-46246] - Analysis of HEK293T cells were transfected with the pCMV6-ENTRY control (Left lane) or pCMV6-ENTRY NR4A3.



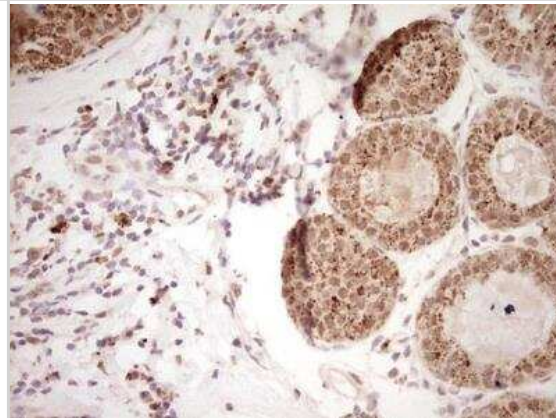
Immunohistochemistry-Paraffin: NR4A3/NOR1 Antibody (5C2) [NBP2-46246] - Analysis of Human colon tissue. (Heat-induced epitope retrieval by Tris-EDTA, pH8.0) Dilution: 1:150



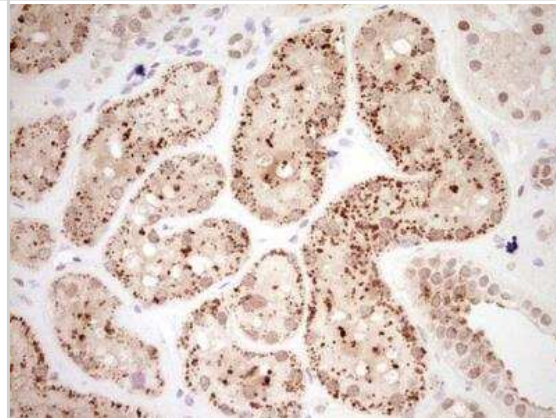
Immunohistochemistry: NR4A3/NOR1 Antibody (5C2) [NBP2-46246] - Analysis of Carcinoma of Human kidney tissue. (Heat-induced epitope retrieval by Tris-EDTA, pH8.0) Dilution: 1:150



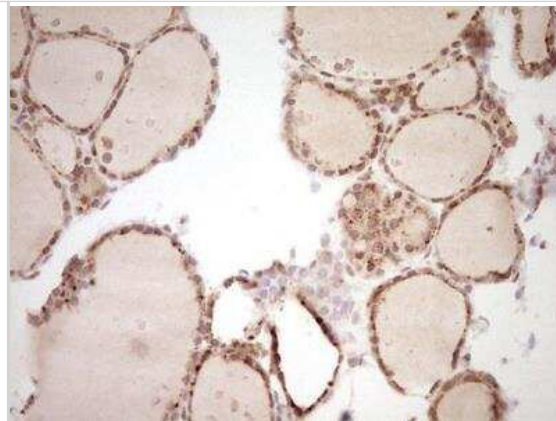
Immunohistochemistry-Paraffin: NR4A3/NOR1 Antibody (5C2) [NBP2-46246] - Analysis of Adenocarcinoma of Human breast tissue. (Heat-induced epitope retrieval by Tris-EDTA, pH8.0) Dilution: 1:150



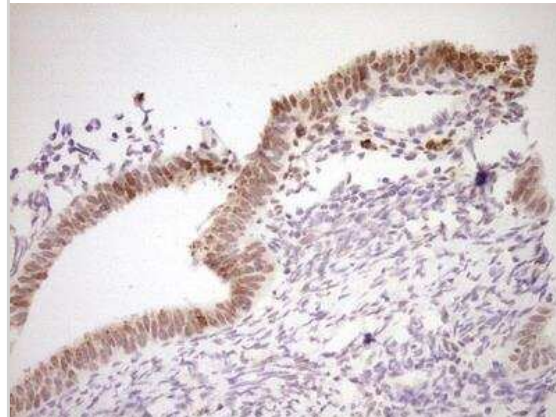
Immunohistochemistry-Paraffin: NR4A3/NOR1 Antibody (5C2) [NBP2-46246] - Analysis of Human Kidney tissue. (Heat-induced epitope retrieval by Tris-EDTA, pH8.0) Dilution: 1:150



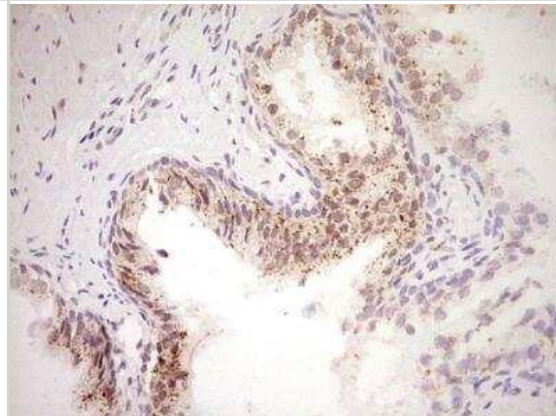
Immunohistochemistry-Paraffin: NR4A3/NOR1 Antibody (5C2) [NBP2-46246] - Analysis of Human thyroid tissue. (Heat-induced epitope retrieval by Tris-EDTA, pH8.0) Dilution: 1:150



Immunohistochemistry-Paraffin: NR4A3/NOR1 Antibody (5C2) [NBP2-46246] - Analysis of Human endometrium tissue. (Heat-induced epitope retrieval by Tris-EDTA, pH8.0) Dilution: 1:150



Immunohistochemistry-Paraffin: NR4A3/NOR1 Antibody (5C2) [NBP2-46246] - Analysis of Human prostate tissue. (Heat-induced epitope retrieval by Tris-EDTA, pH8.0) Dilution: 1:150



Publications

Peng H, Yuan J, Wang Z et Al. NR4A3 prevents diabetes induced atrial cardiomyopathy by maintaining mitochondrial energy metabolism and reducing oxidative stress EBioMedicine 2024-08-03 [PMID: 39098108]

Transcriptomic Profiling of Skeletal Muscle Adaptations to Exercise and Inactivity Pillon NJ, Gabriel BM, Dollet L et al. Nat Commun [PMID: 31980607] (WB, KD, Human)



Novus Biologicals USA

10730 E. Briarwood Avenue
Centennial, CO 80112
USA
Phone: 303.730.1950
Toll Free: 1.888.506.6887
Fax: 303.730.1966
nb-customerservice@bio-techne.com

Bio-Techne Canada

21 Canmotor Ave
Toronto, ON M8Z 4E6
Canada
Phone: 905.827.6400
Toll Free: 855.668.8722
Fax: 905.827.6402
canada.inquires@bio-techne.com

Bio-Techne Ltd

19 Barton Lane
Abingdon Science Park
Abingdon, OX14 3NB, United Kingdom
Phone: (44) (0) 1235 529449
Free Phone: 0800 37 34 15
Fax: (44) (0) 1235 533420
info.EMEA@bio-techne.com

General Contact Information

www.novusbio.com
Technical Support: nb-technical@bio-techne.com
Orders: nb-customerservice@bio-techne.com
General: novus@novusbio.com

Products Related to NBP2-46246

NBP2-33376H	Blue Marker Antibody (6F4-F6) [HRP]
HAF007	Goat anti-Mouse IgG Secondary Antibody [HRP]
NB7539	Goat anti-Mouse IgG (H+L) Secondary Antibody [HRP]
NBP1-97005-0.5mg	Mouse IgG1 Isotype Control (MG1)

Limitations

This product is for research use only and is not approved for use in humans or in clinical diagnosis. Primary Antibodies are guaranteed for 1 year from date of receipt.

For more information on our 100% guarantee, please visit www.novusbio.com/guarantee

Earn gift cards/discounts by submitting a review: www.novusbio.com/reviews/submit/NBP2-46246

Earn gift cards/discounts by submitting a publication using this product:
www.novusbio.com/publications

