

# Product Datasheet

## MURF3 Antibody (OT17F8)

### NBP2-46224

Unit Size: 0.1 ml

Store at -20C. Avoid freeze-thaw cycles.

[www.novusbio.com](http://www.novusbio.com)



[technical@novusbio.com](mailto:technical@novusbio.com)

Protocols, Publications, Related Products, Reviews, Research Tools and Images at:  
[www.novusbio.com/NBP2-46224](http://www.novusbio.com/NBP2-46224)

Updated 9/9/2025 v.20.1

Earn rewards for product  
reviews and publications.

Submit a publication at [www.novusbio.com/publications](http://www.novusbio.com/publications)

Submit a review at [www.novusbio.com/reviews/destination/NBP2-46224](http://www.novusbio.com/reviews/destination/NBP2-46224)



**NBP2-46224**

MURF3 Antibody (OTI7F8)

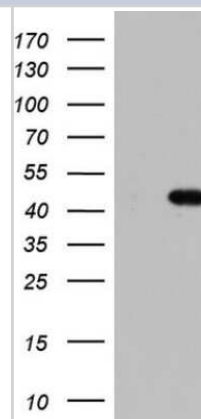
Product Information	
Unit Size	0.1 ml
Concentration	1 mg/ml
Storage	Store at -20C. Avoid freeze-thaw cycles.
Clonality	Monoclonal
Clone	OTI7F8
Preservative	0.02% Sodium Azide
Isotype	IgG1
Purity	Immunogen affinity purified
Buffer	PBS (pH 7.3), 1.0% BSA and 50% Glycerol

Product Description	
Description	Novus Biologicals Mouse MURF3 Antibody (OTI7F8) (NBP2-46224) is a monoclonal antibody validated for use in IHC and WB. All Novus Biologicals antibodies are covered by our 100% guarantee.
Host	Mouse
Gene ID	57159
Gene Symbol	TRIM54
Species	Human, Mouse, Rat
Reactivity Notes	Please note that this antibody is reactive to Mouse and derived from the same host, Mouse. Mouse-On-Mouse blocking reagent may be needed for IHC and ICC experiments to reduce high background signal. You can find these reagents under catalog numbers PK-2200-NB and MP-2400-NB. Please contact Technical Support if you have any questions.
Immunogen	Human recombinant protein fragment corresponding to amino acids 166-400 of human TRIM54 (NP_115935) produced in E.coli.

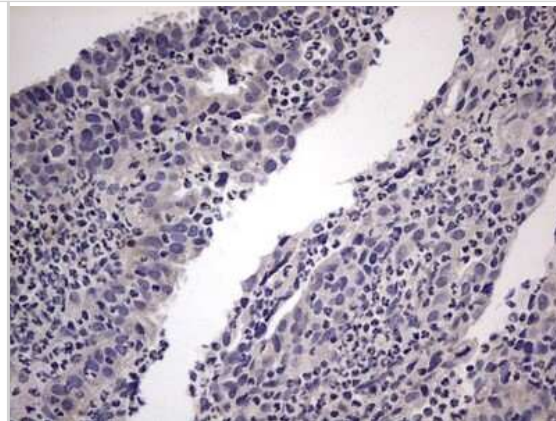
Product Application Details	
Applications	Western Blot, Immunohistochemistry-Paraffin, Immunohistochemistry
Recommended Dilutions	Western Blot 1:2000, Immunohistochemistry 1:150, Immunohistochemistry-Paraffin

**Images**

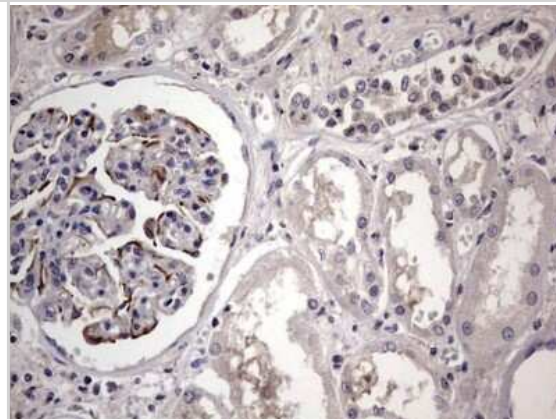
Western Blot: MURF3 Antibody (7F8) [NBP2-46224] - Analysis of HEK293T cells were transfected with the pCMV6-ENTRY control (Left lane) or pCMV6-ENTRY MURF3.



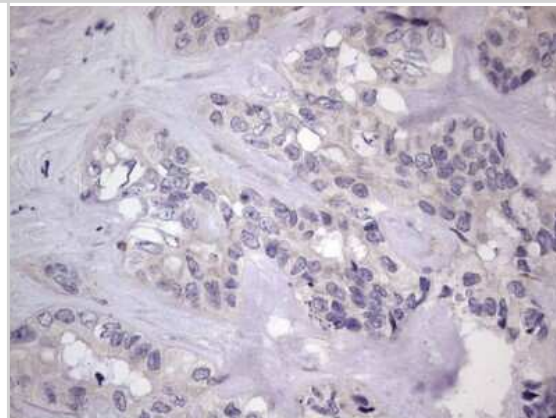
Immunohistochemistry: MURF3 Antibody (7F8) [NBP2-46224] - Analysis of Human lymph node tissue.



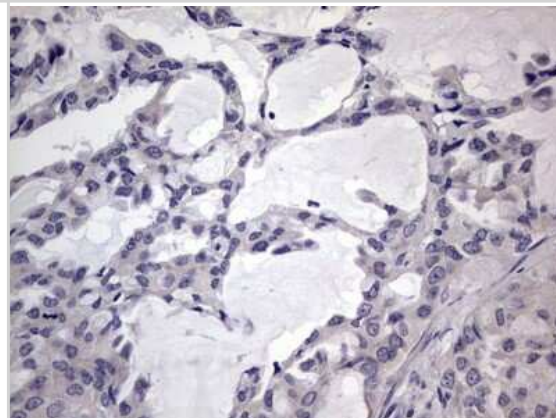
Immunohistochemistry: MURF3 Antibody (7F8) [NBP2-46224] - Analysis of Human Kidney tissue.



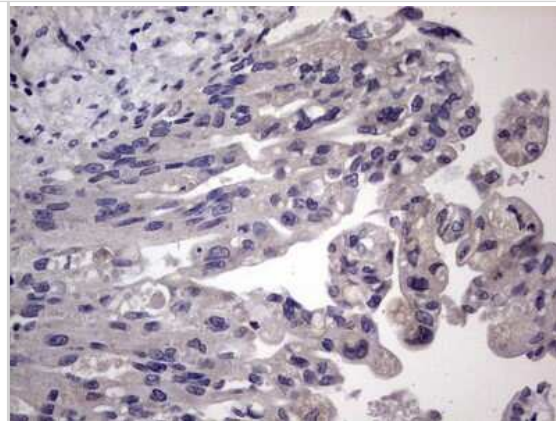
Immunohistochemistry: MURF3 Antibody (7F8) [NBP2-46224] - Analysis of Carcinoma of Human liver tissue.



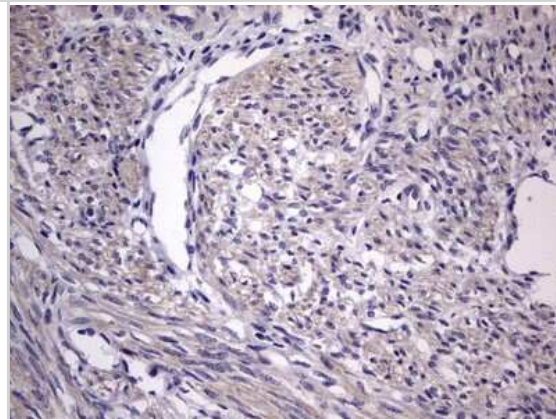
Immunohistochemistry: MURF3 Antibody (7F8) [NBP2-46224] - Analysis of Carcinoma of Human lung tissue.



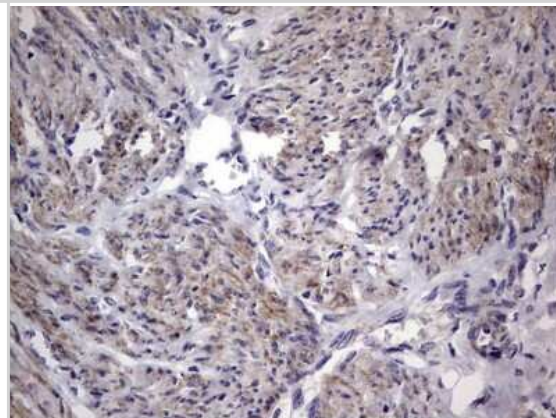
Immunohistochemistry: MURF3 Antibody (7F8) [NBP2-46224] - Analysis of Human pancreas tissue.



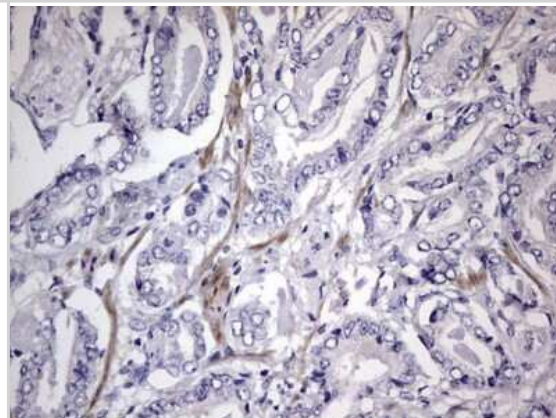
Immunohistochemistry: MURF3 Antibody (7F8) [NBP2-46224] - Analysis of Human endometrium tissue.



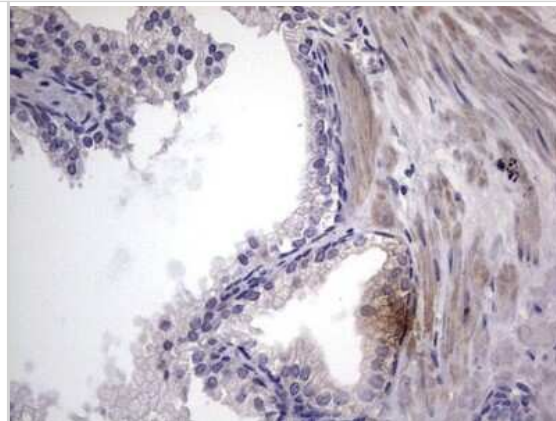
Immunohistochemistry: MURF3 Antibody (7F8) [NBP2-46224] - Analysis of Adenocarcinoma of Human endometrium tissue.



Immunohistochemistry: MURF3 Antibody (7F8) [NBP2-46224] - Analysis of Human prostate tissue.



Immunohistochemistry: MURF3 Antibody (7F8) [NBP2-46224] - Analysis of Carcinoma of Human prostate tissue.





### **Novus Biologicals USA**

10730 E. Briarwood Avenue  
Centennial, CO 80112  
USA  
Phone: 303.730.1950  
Toll Free: 1.888.506.6887  
Fax: 303.730.1966  
nb-customerservice@bio-techne.com

### **Bio-Techne Canada**

21 Canmotor Ave  
Toronto, ON M8Z 4E6  
Canada  
Phone: 905.827.6400  
Toll Free: 855.668.8722  
Fax: 905.827.6402  
canada.inquires@bio-techne.com

### **Bio-Techne Ltd**

19 Barton Lane  
Abingdon Science Park  
Abingdon, OX14 3NB, United Kingdom  
Phone: (44) (0) 1235 529449  
Free Phone: 0800 37 34 15  
Fax: (44) (0) 1235 533420  
info.EMEA@bio-techne.com

### **General Contact Information**

www.novusbio.com  
Technical Support: nb-technical@bio-techne.com  
Orders: nb-customerservice@bio-techne.com  
General: novus@novusbio.com

### **Products Related to NBP2-46224**

---

NBP2-33376H	Blue Marker Antibody (6F4-F6) [HRP]
HAF007	Goat anti-Mouse IgG Secondary Antibody [HRP]
NB7539	Goat anti-Mouse IgG (H+L) Secondary Antibody [HRP]
NBP1-97005-0.5mg	Mouse IgG1 Isotype Control (MG1)

---

### **Limitations**

This product is for research use only and is not approved for use in humans or in clinical diagnosis. Primary Antibodies are guaranteed for 1 year from date of receipt.

For more information on our 100% guarantee, please visit [www.novusbio.com/guarantee](http://www.novusbio.com/guarantee)

Earn gift cards/discounts by submitting a review: [www.novusbio.com/reviews/submit/NBP2-46224](http://www.novusbio.com/reviews/submit/NBP2-46224)

Earn gift cards/discounts by submitting a publication using this product:  
[www.novusbio.com/publications](http://www.novusbio.com/publications)

