

Product Datasheet

CD1c/BDCA-1 Antibody (OTI2F4) NBP2-46123

Unit Size: 0.1 ml

Store at -20C. Avoid freeze-thaw cycles.

www.novusbio.com



technical@novusbio.com

Protocols, Publications, Related Products, Reviews, Research Tools and Images at:
www.novusbio.com/NBP2-46123

Updated 9/9/2025 v.20.1

Earn rewards for product
reviews and publications.

Submit a publication at www.novusbio.com/publications

Submit a review at www.novusbio.com/reviews/destination/NBP2-46123



NBP2-46123

CD1c/BDCA-1 Antibody (OTI2F4)

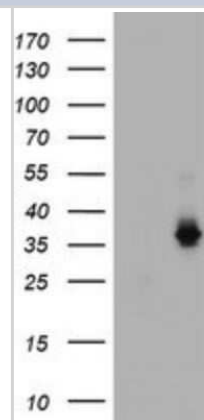
Product Information	
Unit Size	0.1 ml
Concentration	1 mg/ml
Storage	Store at -20C. Avoid freeze-thaw cycles.
Clonality	Monoclonal
Clone	OTI2F4
Preservative	0.02% Sodium Azide
Isotype	IgG1
Purity	Immunogen affinity purified
Buffer	PBS (pH 7.3), 1.0% BSA and 50% Glycerol
Target Molecular Weight	35.7 kDa

Product Description	
Description	Novus Biologicals Mouse CD1c/BDCA-1 Antibody (OTI2F4) (NBP2-46123) is a monoclonal antibody validated for use in IHC, WB and ICC/IF. All Novus Biologicals antibodies are covered by our 100% guarantee.
Host	Mouse
Gene ID	911
Gene Symbol	CD1C
Species	Human
Immunogen	Full length human recombinant protein of human CD1C(NP_001756) produced in HEK293T cell.

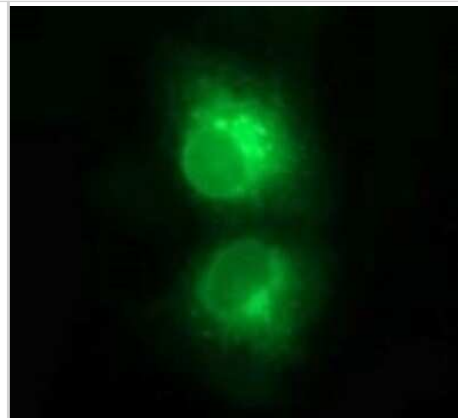
Product Application Details	
Applications	Western Blot, Immunohistochemistry-Paraffin, Immunocytochemistry/Immunofluorescence, Immunohistochemistry
Recommended Dilutions	Western Blot 1:200 - 1:1000, Immunohistochemistry 1:150, Immunocytochemistry/ Immunofluorescence 1:100, Immunohistochemistry-Paraffin 1:150

Images

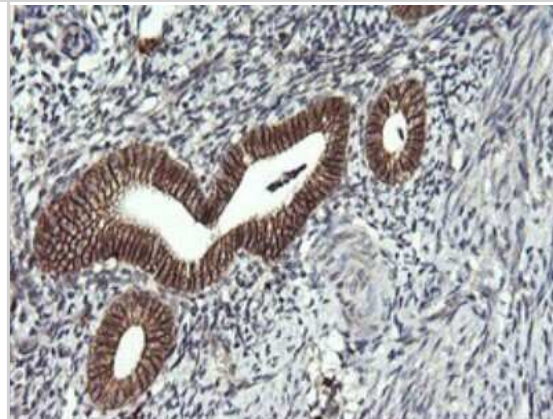
Western Blot: CD1c/BDCA-1 Antibody (OTI2F4) [NBP2-46123] - Analysis of HEK293T cells were transfected with the pCMV6-ENTRY control (Left lane) or pCMV6-ENTRY CD1c .



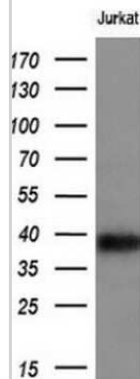
Immunocytochemistry/Immunofluorescence: CD1c/BDCA-1 Antibody (OTI2F4) [NBP2-46123] - Analysis of COS7 cells transiently transfected by pCMV6-ENTRY CD1C.



Immunohistochemistry: CD1c/BDCA-1 Antibody (OTI2F4) [NBP2-46123] - Analysis of Human endometrium tissue.



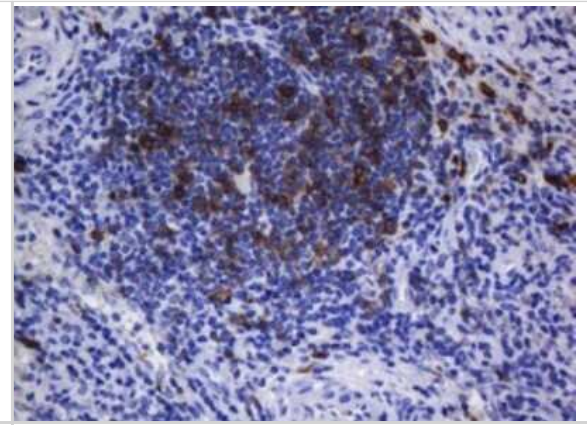
Western Blot: CD1c/BDCA-1 Antibody (OTI2F4) [NBP2-46123] - Analysis of Jurkat extracts (10ug).



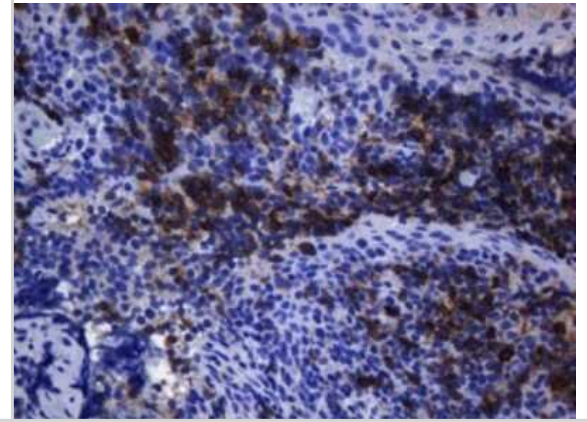
Immunocytochemistry/Immunofluorescence: CD1c/BDCA-1 Antibody (OTI2F4) [NBP2-46123] - Analysis of HeLa cells.



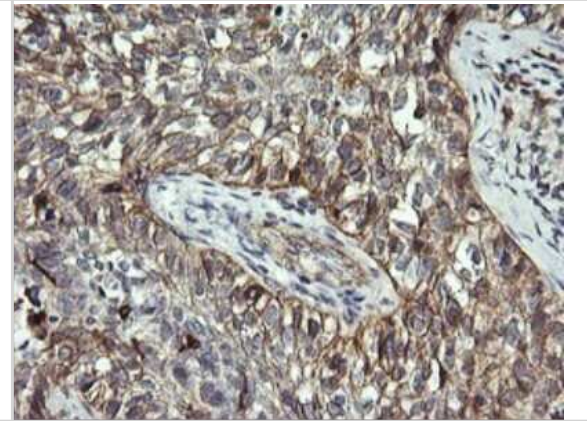
Immunohistochemistry: CD1c/BDCA-1 Antibody (OTI2F4) [NBP2-46123]
- Analysis of Human lymph node tissue. (Heat-induced epitope retrieval by 10mM citric buffer, pH6.0, 120C for 3min)



Immunohistochemistry: CD1c/BDCA-1 Antibody (OTI2F4) [NBP2-46123]
- Analysis of Human tonsil tissue. (Heat-induced epitope retrieval by 10mM citric buffer, pH6.0, 120C for 3min)



Immunohistochemistry: CD1c/BDCA-1 Antibody (OTI2F4) [NBP2-46123]
- Analysis of Carcinoma of Human lung tissue.





Novus Biologicals USA

10730 E. Briarwood Avenue
Centennial, CO 80112
USA
Phone: 303.730.1950
Toll Free: 1.888.506.6887
Fax: 303.730.1966
nb-customerservice@bio-techne.com

Bio-Techne Canada

21 Canmotor Ave
Toronto, ON M8Z 4E6
Canada
Phone: 905.827.6400
Toll Free: 855.668.8722
Fax: 905.827.6402
canada.inquires@bio-techne.com

Bio-Techne Ltd

19 Barton Lane
Abingdon Science Park
Abingdon, OX14 3NB, United Kingdom
Phone: (44) (0) 1235 529449
Free Phone: 0800 37 34 15
Fax: (44) (0) 1235 533420
info.EMEA@bio-techne.com

General Contact Information

www.novusbio.com
Technical Support: nb-technical@bio-techne.com
Orders: nb-customerservice@bio-techne.com
General: novus@novusbio.com

Products Related to NBP2-46123

NBP2-33376H	Blue Marker Antibody (6F4-F6) [HRP]
HAF007	Goat anti-Mouse IgG Secondary Antibody [HRP]
NB7539	Goat anti-Mouse IgG (H+L) Secondary Antibody [HRP]
NBP1-97005-0.5mg	Mouse IgG1 Isotype Control (MG1)

Limitations

This product is for research use only and is not approved for use in humans or in clinical diagnosis. Primary Antibodies are guaranteed for 1 year from date of receipt.

For more information on our 100% guarantee, please visit www.novusbio.com/guarantee

Earn gift cards/discounts by submitting a review: www.novusbio.com/reviews/submit/NBP2-46123

Earn gift cards/discounts by submitting a publication using this product:
www.novusbio.com/publications

