

Product Datasheet

Mitochondrial Translational Initiation Factor 3 Antibody (OTI4B6) NBP2-46034

Unit Size: 0.1 ml

Store at -20C. Avoid freeze-thaw cycles.

www.novusbio.com



technical@novusbio.com

Protocols, Publications, Related Products, Reviews, Research Tools and Images at:
www.novusbio.com/NBP2-46034

Updated 9/9/2025 v.20.1

Earn rewards for product
reviews and publications.

Submit a publication at www.novusbio.com/publications

Submit a review at www.novusbio.com/reviews/destination/NBP2-46034



NBP2-46034**Mitochondrial Translational Initiation Factor 3 Antibody (OTI4B6)**

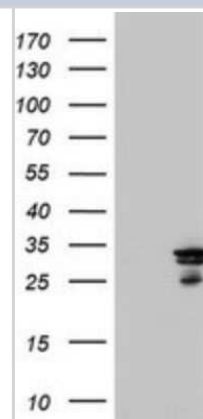
Product Information	
Unit Size	0.1 ml
Concentration	1 mg/ml
Storage	Store at -20C. Avoid freeze-thaw cycles.
Clonality	Monoclonal
Clone	OTI4B6
Preservative	0.02% Sodium Azide
Isotype	IgG2a
Purity	Immunogen affinity purified
Buffer	PBS (pH 7.3), 1.0% BSA and 50% Glycerol
Target Molecular Weight	31.5 kDa

Product Description	
Description	Novus Biologicals Mouse Mitochondrial Translational Initiation Factor 3 Antibody (OTI4B6) (NBP2-46034) is a monoclonal antibody validated for use in IHC and WB. All Novus Biologicals antibodies are covered by our 100% guarantee.
Host	Mouse
Gene ID	219402
Gene Symbol	MTIF3
Species	Human, Canine, Monkey
Immunogen	Human recombinant protein fragment corresponding to amino acids 56-278 of human MTIF3 (NP_690876) produced in E.coli.

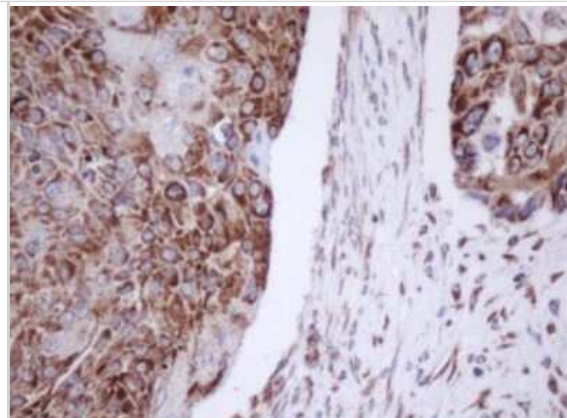
Product Application Details	
Applications	Western Blot, Immunohistochemistry-Paraffin, Immunohistochemistry
Recommended Dilutions	Western Blot 1:2000, Immunohistochemistry 1:150, Immunohistochemistry-Paraffin

Images

Western Blot: Mitochondrial Translational Initiation Factor 3 Antibody (4B6) [NBP2-46034] - Analysis of HEK293T cells were transfected with the pCMV6-ENTRY control (Left lane) or pCMV6-ENTRY MTIF3.



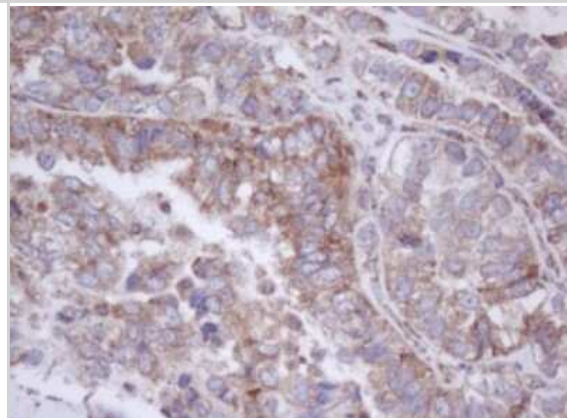
Immunohistochemistry: Mitochondrial Translational Initiation Factor 3 Antibody (4B6) [NBP2-46034] - Analysis of Carcinoma of Human lung tissue.



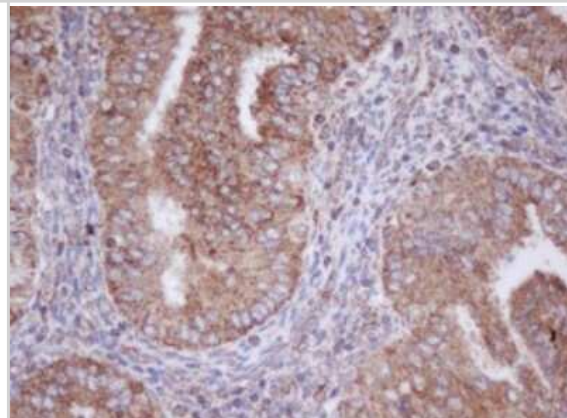
Western Blot: Mitochondrial Translational Initiation Factor 3 Antibody (4B6) [NBP2-46034] - Analysis of extracts (35ug) from 9 different cell lines (HepG2: human; HeLa: human; SVT2: mouse; A549: human; COS7: monkey; Jurkat: human; MDCK: canine; PC12: rat; MCF7: human).



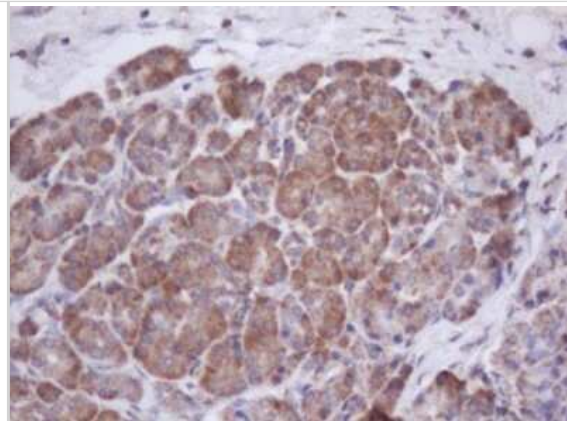
Immunohistochemistry: Mitochondrial Translational Initiation Factor 3 Antibody (4B6) [NBP2-46034] - Analysis of Adenocarcinoma of Human ovary tissue.



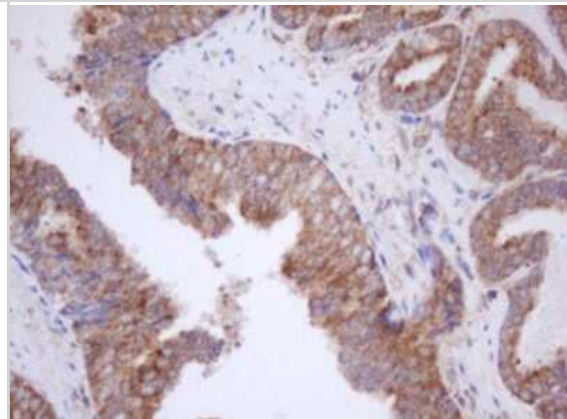
Immunohistochemistry: Mitochondrial Translational Initiation Factor 3 Antibody (4B6) [NBP2-46034] - Analysis of Human endometrium tissue.



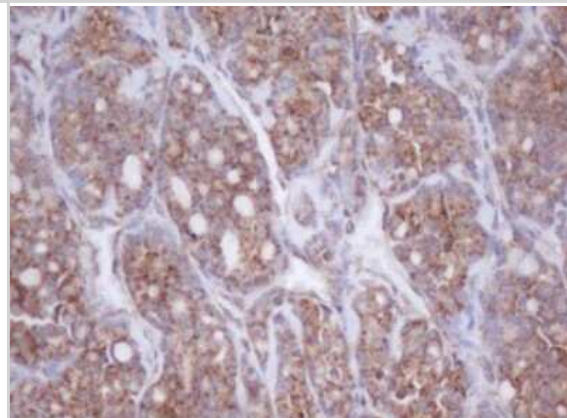
Immunohistochemistry: Mitochondrial Translational Initiation Factor 3 Antibody (4B6) [NBP2-46034] - Analysis of Human pancreas tissue.



Immunohistochemistry: Mitochondrial Translational Initiation Factor 3 Antibody (4B6) [NBP2-46034] - Analysis of Carcinoma of Human prostate tissue.



Immunohistochemistry: Mitochondrial Translational Initiation Factor 3 Antibody (4B6) [NBP2-46034] - Analysis of Carcinoma of Human thyroid tissue.





Novus Biologicals USA

10730 E. Briarwood Avenue
Centennial, CO 80112
USA
Phone: 303.730.1950
Toll Free: 1.888.506.6887
Fax: 303.730.1966
nb-customerservice@bio-techne.com

Bio-Techne Canada

21 Canmotor Ave
Toronto, ON M8Z 4E6
Canada
Phone: 905.827.6400
Toll Free: 855.668.8722
Fax: 905.827.6402
canada.inquires@bio-techne.com

Bio-Techne Ltd

19 Barton Lane
Abingdon Science Park
Abingdon, OX14 3NB, United Kingdom
Phone: (44) (0) 1235 529449
Free Phone: 0800 37 34 15
Fax: (44) (0) 1235 533420
info.EMEA@bio-techne.com

General Contact Information

www.novusbio.com
Technical Support: nb-technical@bio-techne.com
Orders: nb-customerservice@bio-techne.com
General: novus@novusbio.com

Products Related to NBP2-46034

NBP2-33376H	Blue Marker Antibody (6F4-F6) [HRP]
HAF007	Goat anti-Mouse IgG Secondary Antibody [HRP]
NB7539	Goat anti-Mouse IgG (H+L) Secondary Antibody [HRP]
NBP1-96778	Mouse IgG2a Isotype Control (M2A)

Limitations

This product is for research use only and is not approved for use in humans or in clinical diagnosis. Primary Antibodies are guaranteed for 1 year from date of receipt.

For more information on our 100% guarantee, please visit www.novusbio.com/guarantee

Earn gift cards/discounts by submitting a review: www.novusbio.com/reviews/submit/NBP2-46034

Earn gift cards/discounts by submitting a publication using this product:
www.novusbio.com/publications

