

Product Datasheet

Isocitrate Dehydrogenase 1/IDH1 Antibody (OTI1D1) NBP2-46019

Unit Size: 0.1 ml

Store at -20C. Avoid freeze-thaw cycles.

www.novusbio.com



technical@novusbio.com

Protocols, Publications, Related Products, Reviews, Research Tools and Images at:
www.novusbio.com/NBP2-46019

Updated 2/25/2026 v.20.1

Earn rewards for product
reviews and publications.

Submit a publication at www.novusbio.com/publications

Submit a review at www.novusbio.com/reviews/destination/NBP2-46019



NBP2-46019**Isocitrate Dehydrogenase 1/IDH1 Antibody (OTI1D1)**

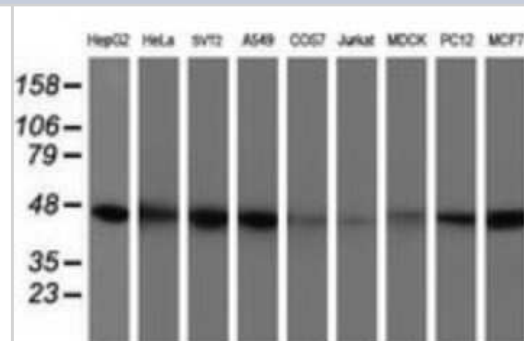
Product Information	
Unit Size	0.1 ml
Concentration	1 mg/ml
Storage	Store at -20C. Avoid freeze-thaw cycles.
Clonality	Monoclonal
Clone	OTI1D1
Preservative	0.02% Sodium Azide
Isotype	IgG1
Purity	Immunogen affinity purified
Buffer	PBS (pH 7.3), 1.0% BSA and 50% Glycerol
Target Molecular Weight	46.5 kDa

Product Description	
Description	Novus Biologicals Mouse Isocitrate Dehydrogenase 1/IDH1 Antibody (OTI1D1) (NBP2-46019) is a monoclonal antibody validated for use in IHC and WB. All Novus Biologicals antibodies are covered by our 100% guarantee.
Host	Mouse
Gene ID	3417
Gene Symbol	IDH1
Species	Human, Mouse, Rat, Canine, Monkey
Reactivity Notes	Please note that this antibody is reactive to Mouse and derived from the same host, Mouse. Mouse-On-Mouse blocking reagent may be needed for IHC and ICC experiments to reduce high background signal. You can find these reagents under catalog numbers PK-2200-NB and MP-2400-NB. Please contact Technical Support if you have any questions.
Immunogen	Synthetic peptide around the R132 region of the human IDH conjugated to KLH

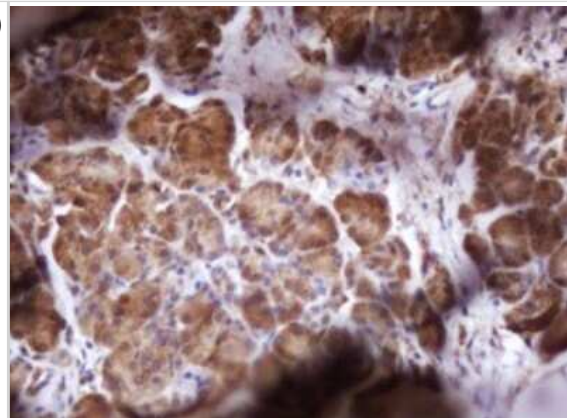
Product Application Details	
Applications	Western Blot, Immunohistochemistry-Paraffin, Immunohistochemistry
Recommended Dilutions	Western Blot 1:500, Immunohistochemistry 1:150, Immunohistochemistry-Paraffin

Images

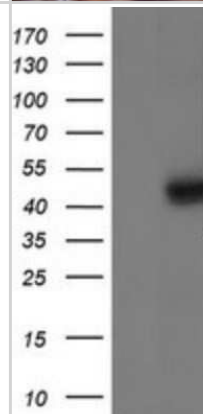
Western Blot: Isocitrate Dehydrogenase 1/IDH1 Antibody (1D1) [NBP2-46019] - Analysis of extracts (35ug) from 9 different cell lines (HepG2: human; HeLa: human; SVT2: mouse; A549: human; COS7: monkey; Jurkat: human; MDCK: canine; PC12: rat; MCF7: human).




Immunohistochemistry: Isocitrate Dehydrogenase 1/IDH1 Antibody (1D1) [NBP2-46019] - Analysis of Human pancreas tissue.



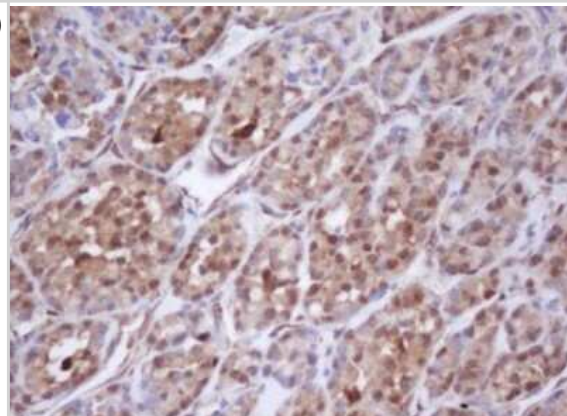
Western Blot: Isocitrate Dehydrogenase 1/IDH1 Antibody (1D1) [NBP2-46019] - Analysis of HEK293T cells were transfected with the pCMV6-ENTRY control (Left lane) or pCMV6-ENTRY IDH1.



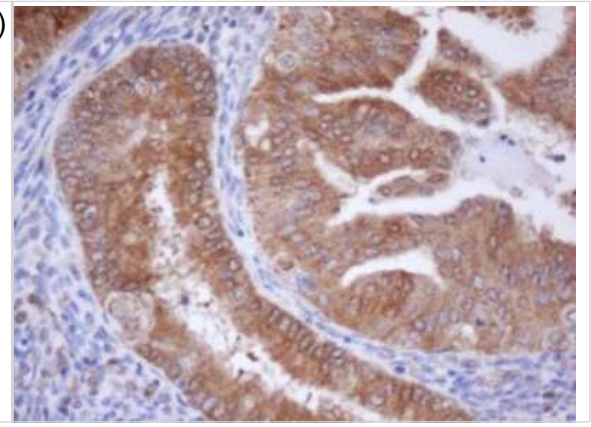
Western Blot: Isocitrate Dehydrogenase 1/IDH1 Antibody (1D1) [NBP2-46019] - Analysis of HEK293T cells were either not transfected (left lane "293T") or transfected with pCMV6-ENTRY IDH1(wild type-SKU# RC210582, middle lane "WT") or pCMV6-ENTRY IDH1 mutated (R132H mutation-SKU# RC400096, right lane "R132H") cDNA for 48 hrs and lysed.



Immunohistochemistry: Isocitrate Dehydrogenase 1/IDH1 Antibody (1D1) [NBP2-46019] - Analysis of Carcinoma of Human thyroid tissue.



Immunohistochemistry: Isocitrate Dehydrogenase 1/IDH1 Antibody (1D1)
[NBP2-46019] - Analysis of Human endometrium tissue.





Novus Biologicals USA

10730 E. Briarwood Avenue
Centennial, CO 80112
USA
Phone: 303.730.1950
Toll Free: 1.888.506.6887
Fax: 303.730.1966
nb-customerservice@bio-techne.com

Bio-Techne Canada

21 Canmotor Ave
Toronto, ON M8Z 4E6
Canada
Phone: 905.827.6400
Toll Free: 855.668.8722
Fax: 905.827.6402
canada.inquires@bio-techne.com

Bio-Techne Ltd

19 Barton Lane
Abingdon Science Park
Abingdon, OX14 3NB, United Kingdom
Phone: (44) (0) 1235 529449
Free Phone: 0800 37 34 15
Fax: (44) (0) 1235 533420
info.EMEA@bio-techne.com

General Contact Information

www.novusbio.com
Technical Support: nb-technical@bio-
techne.com
Orders: nb-customerservice@bio-techne.com
General: novus@novusbio.com

Limitations

This product is for research use only and is not approved for use in humans or in clinical diagnosis. Primary Antibodies are guaranteed for 1 year from date of receipt.

For more information on our 100% guarantee, please visit www.novusbio.com/guarantee

Earn gift cards/discounts by submitting a review: www.novusbio.com/reviews/submit/NBP2-46019

Earn gift cards/discounts by submitting a publication using this product:
www.novusbio.com/publications

