

# Product Datasheet

## Prostaglandin E Synthase 2/PTGES2 Antibody (OTI2C3) NBP2-45904

Unit Size: 0.1 ml

Store at -20C. Avoid freeze-thaw cycles.

[www.novusbio.com](http://www.novusbio.com)



[technical@novusbio.com](mailto:technical@novusbio.com)

Protocols, Publications, Related Products, Reviews, Research Tools and Images at:  
[www.novusbio.com/NBP2-45904](http://www.novusbio.com/NBP2-45904)

Updated 9/9/2025 v.20.1

Earn rewards for product  
reviews and publications.

Submit a publication at [www.novusbio.com/publications](http://www.novusbio.com/publications)

Submit a review at [www.novusbio.com/reviews/destination/NBP2-45904](http://www.novusbio.com/reviews/destination/NBP2-45904)



**NBP2-45904****Prostaglandin E Synthase 2/PTGES2 Antibody (OTI2C3)**

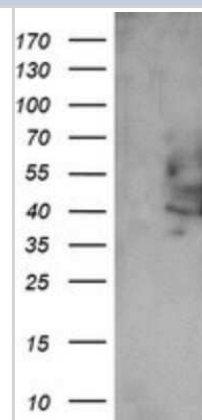
<b>Product Information</b>	
<b>Unit Size</b>	0.1 ml
<b>Concentration</b>	1 mg/ml
<b>Storage</b>	Store at -20C. Avoid freeze-thaw cycles.
<b>Clonality</b>	Monoclonal
<b>Clone</b>	OTI2C3
<b>Preservative</b>	0.02% Sodium Azide
<b>Isotype</b>	IgG2a
<b>Purity</b>	Immunogen affinity purified
<b>Buffer</b>	PBS (pH 7.3), 1.0% BSA and 50% Glycerol
<b>Target Molecular Weight</b>	41.8 kDa

<b>Product Description</b>	
<b>Description</b>	Novus Biologicals Mouse Prostaglandin E Synthase 2/PTGES2 Antibody (OTI2C3) (NBP2-45904) is a monoclonal antibody validated for use in IHC, WB and ICC/IF. All Novus Biologicals antibodies are covered by our 100% guarantee.
<b>Host</b>	Mouse
<b>Gene ID</b>	80142
<b>Gene Symbol</b>	PTGES2
<b>Species</b>	Human
<b>Immunogen</b>	Full length human recombinant protein of human PTGES2(NP_079348) produced in HEK293T cell.

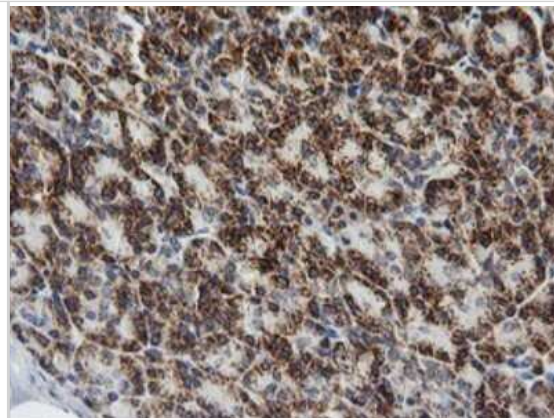
<b>Product Application Details</b>	
<b>Applications</b>	Western Blot, Immunohistochemistry-Paraffin, Immunocytochemistry/Immunofluorescence, Immunohistochemistry
<b>Recommended Dilutions</b>	Western Blot 1:2000, Immunohistochemistry 1:150, Immunocytochemistry/Immunofluorescence 1:100, Immunohistochemistry-Paraffin

**Images**

Western Blot: Prostaglandin E Synthase 2/PTGES2 Antibody (OTI2C3) [NBP2-45904] - Analysis of HEK293T cells were transfected with the pCMV6-ENTRY control (Left lane) or pCMV6-ENTRY PTGES2.



Immunohistochemistry: Prostaglandin E Synthase 2/PTGES2 Antibody (OT12C3) [NBP2-45904] - Analysis of Human pancreas tissue.



Immunohistochemistry: Prostaglandin E Synthase 2/PTGES2 Antibody (OT12C3) [NBP2-45904] - Analysis of Human Kidney tissue.



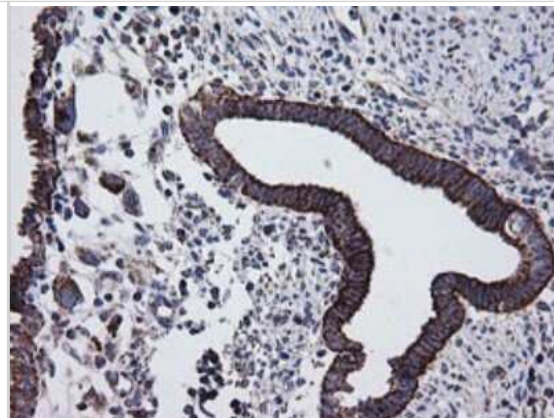
Immunohistochemistry: Prostaglandin E Synthase 2/PTGES2 Antibody (OT12C3) [NBP2-45904] - Analysis of Adenocarcinoma of Human colon tissue.



Immunohistochemistry: Prostaglandin E Synthase 2/PTGES2 Antibody (OT12C3) [NBP2-45904] - Analysis of Human colon tissue.



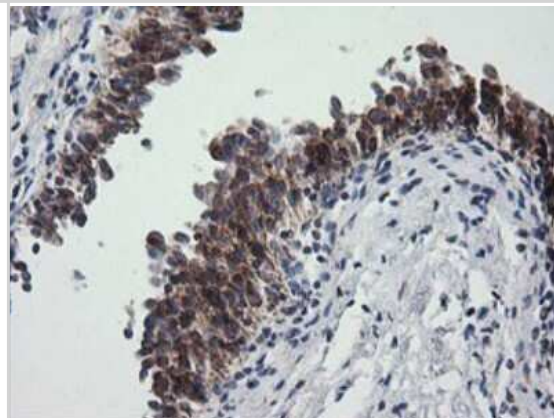
Immunohistochemistry: Prostaglandin E Synthase 2/PTGES2 Antibody (OT12C3) [NBP2-45904] - Analysis of Human endometrium tissue.



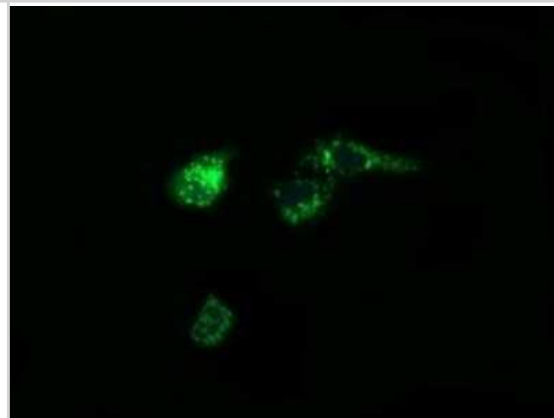
Immunohistochemistry: Prostaglandin E Synthase 2/PTGES2 Antibody (OT12C3) [NBP2-45904] - Analysis of Carcinoma of Human thyroid tissue.



Immunohistochemistry: Prostaglandin E Synthase 2/PTGES2 Antibody (OT12C3) [NBP2-45904] - Analysis of Human bladder tissue.



Immunofluorescence: Prostaglandin E Synthase 2/PTGES2 Antibody (OT12C3) [NBP2-45904] - Analysis of COS7 cells transiently transfected by pCMV6-ENTRY Prostaglandin E Synthase 2/PTGES2.





### **Novus Biologicals USA**

10730 E. Briarwood Avenue  
Centennial, CO 80112  
USA  
Phone: 303.730.1950  
Toll Free: 1.888.506.6887  
Fax: 303.730.1966  
nb-customerservice@bio-techne.com

### **Bio-Techne Canada**

21 Canmotor Ave  
Toronto, ON M8Z 4E6  
Canada  
Phone: 905.827.6400  
Toll Free: 855.668.8722  
Fax: 905.827.6402  
canada.inquires@bio-techne.com

### **Bio-Techne Ltd**

19 Barton Lane  
Abingdon Science Park  
Abingdon, OX14 3NB, United Kingdom  
Phone: (44) (0) 1235 529449  
Free Phone: 0800 37 34 15  
Fax: (44) (0) 1235 533420  
info.EMEA@bio-techne.com

### **General Contact Information**

www.novusbio.com  
Technical Support: nb-technical@bio-techne.com  
Orders: nb-customerservice@bio-techne.com  
General: novus@novusbio.com

### **Products Related to NBP2-45904**

---

NBP2-33376H	Blue Marker Antibody (6F4-F6) [HRP]
HAF007	Goat anti-Mouse IgG Secondary Antibody [HRP]
NB7539	Goat anti-Mouse IgG (H+L) Secondary Antibody [HRP]
NBP1-96778	Mouse IgG2a Isotype Control (M2A)

---

### **Limitations**

This product is for research use only and is not approved for use in humans or in clinical diagnosis. Primary Antibodies are guaranteed for 1 year from date of receipt.

For more information on our 100% guarantee, please visit [www.novusbio.com/guarantee](http://www.novusbio.com/guarantee)

Earn gift cards/discounts by submitting a review: [www.novusbio.com/reviews/submit/NBP2-45904](http://www.novusbio.com/reviews/submit/NBP2-45904)

Earn gift cards/discounts by submitting a publication using this product:  
[www.novusbio.com/publications](http://www.novusbio.com/publications)

