

Product Datasheet

FoxP1 Antibody (OTI4F1) NBP2-45713

Unit Size: 0.1 ml

Store at -20C. Avoid freeze-thaw cycles.

www.novusbio.com



technical@novusbio.com

Protocols, Publications, Related Products, Reviews, Research Tools and Images at:
www.novusbio.com/NBP2-45713

Updated 9/9/2025 v.20.1

Earn rewards for product
reviews and publications.

Submit a publication at www.novusbio.com/publications

Submit a review at www.novusbio.com/reviews/destination/NBP2-45713



NBP2-45713

FoxP1 Antibody (OTI4F1)


Product Information	
Unit Size	0.1 ml
Concentration	1 mg/ml
Storage	Store at -20C. Avoid freeze-thaw cycles.
Clonality	Monoclonal
Clone	OTI4F1
Preservative	0.02% Sodium Azide
Isotype	IgG1
Purity	Immunogen affinity purified
Buffer	PBS (pH 7.3), 1.0% BSA and 50% Glycerol
Target Molecular Weight	75.1 kDa

Product Description	
Description	Novus Biologicals Mouse FoxP1 Antibody (OTI4F1) (NBP2-45713) is a monoclonal antibody validated for use in IHC, WB and ICC/IF. All Novus Biologicals antibodies are covered by our 100% guarantee.
Host	Mouse
Gene ID	27086
Gene Symbol	FOXP1
Species	Human
Immunogen	Full length human recombinant protein of human FOXP1(NP_116071) produced in HEK293T cell.

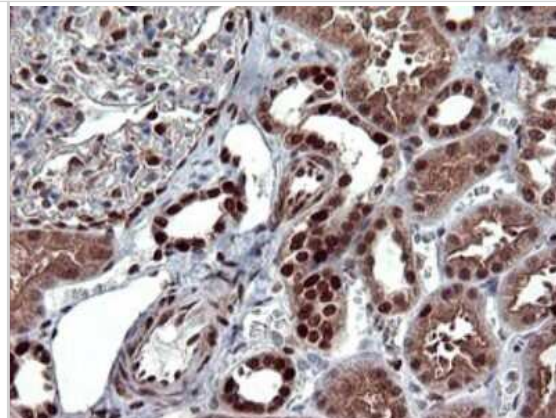
Product Application Details	
Applications	Western Blot, Immunohistochemistry-Paraffin, Immunocytochemistry/ Immunofluorescence, Immunohistochemistry
Recommended Dilutions	Western Blot 1:1000-1:4000, Immunohistochemistry 1:50-1:150, Immunocytochemistry/ Immunofluorescence 1:50-1:100, Immunohistochemistry-Paraffin

Images

Western Blot: FoxP1 Antibody (OTI4F1) [NBP2-45713] - Analysis of HEK293T cells were transfected with the pCMV6-ENTRY control (Left lane) or pCMV6-ENTRY FoxP1.



Immunohistochemistry: FoxP1 Antibody (OTI4F1) [NBP2-45713] - Analysis of Human Kidney tissue.



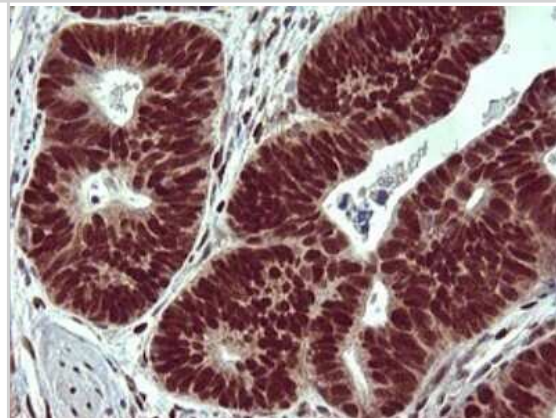
Immunohistochemistry: FoxP1 Antibody (OTI4F1) [NBP2-45713] - Analysis of Human breast tissue.



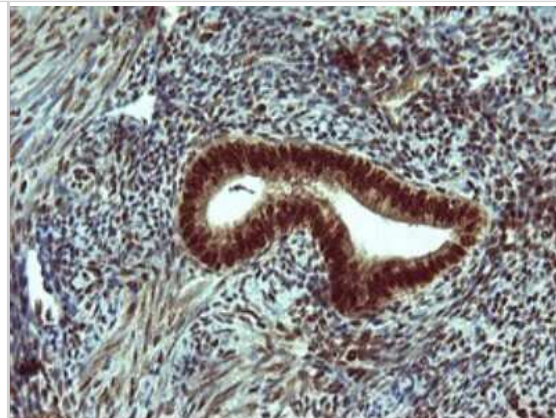
Immunohistochemistry: FoxP1 Antibody (OTI4F1) [NBP2-45713] - Analysis of Adenocarcinoma of Human ovary tissue.



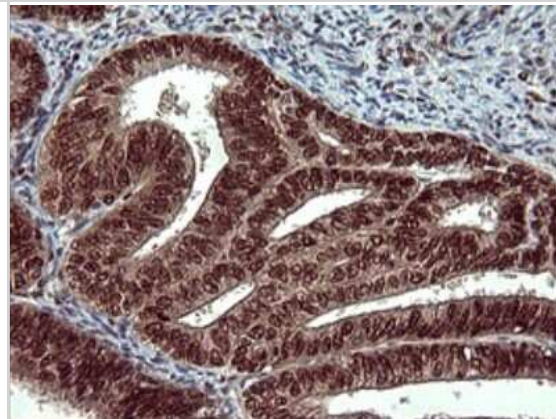
Immunohistochemistry: FoxP1 Antibody (OTI4F1) [NBP2-45713] - Analysis of Carcinoma of Human pancreas tissue.



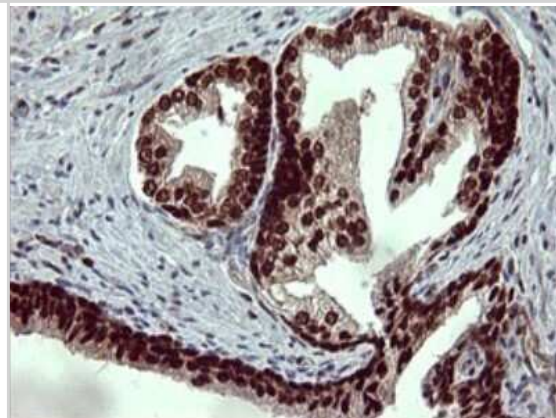
Immunohistochemistry: FoxP1 Antibody (OT14F1) [NBP2-45713] - Analysis of Human endometrium tissue.



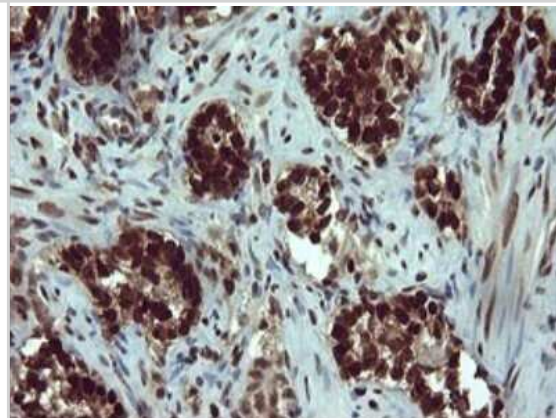
Immunohistochemistry: FoxP1 Antibody (OT14F1) [NBP2-45713] - Analysis of Adenocarcinoma of Human endometrium tissue.



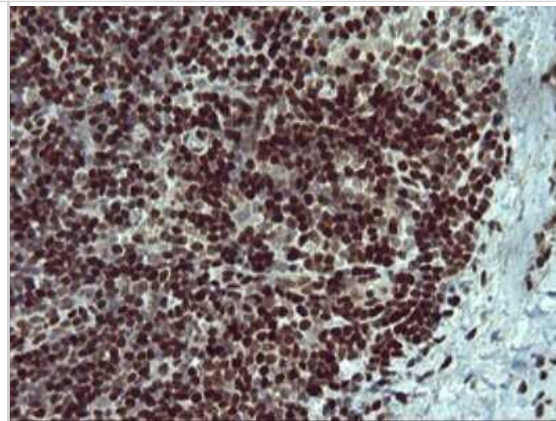
Immunohistochemistry: FoxP1 Antibody (OT14F1) [NBP2-45713] - Analysis of Human prostate tissue.



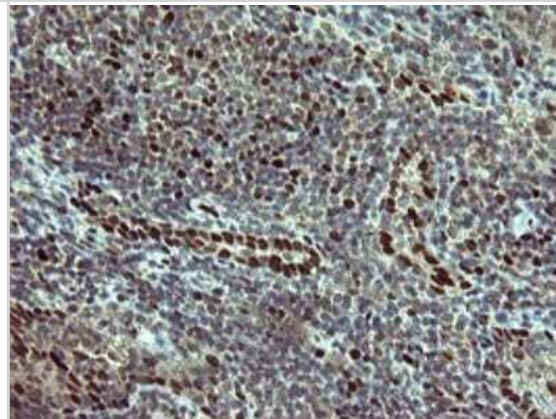
Immunohistochemistry: FoxP1 Antibody (OT14F1) [NBP2-45713] - Analysis of Carcinoma of Human prostate tissue.



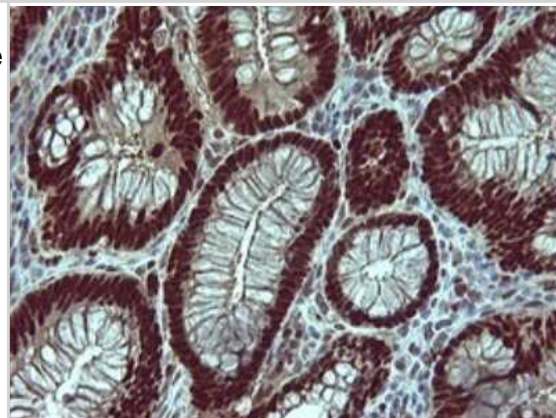
Immunohistochemistry: FoxP1 Antibody (OTI4F1) [NBP2-45713] - Analysis of Human lymph node tissue.



Immunohistochemistry: FoxP1 Antibody (OTI4F1) [NBP2-45713] - Analysis of Human lymphoma tissue.



Immunohistochemistry: FoxP1 Antibody (OTI4F1) [NBP2-45713] - Analysis of Adenocarcinoma of Human colon tissue using FOXP1 mouse monoclonal antibody at 1:150



Immunofluorescence: FoxP1 Antibody (OTI4F1) [NBP2-45713] - Analysis of COS7 cells, transiently transfected with pCMV6-ENTRY FOXP1.





Novus Biologicals USA

10730 E. Briarwood Avenue
Centennial, CO 80112
USA
Phone: 303.730.1950
Toll Free: 1.888.506.6887
Fax: 303.730.1966
nb-customerservice@bio-techne.com

Bio-Techne Canada

21 Canmotor Ave
Toronto, ON M8Z 4E6
Canada
Phone: 905.827.6400
Toll Free: 855.668.8722
Fax: 905.827.6402
canada.inquires@bio-techne.com

Bio-Techne Ltd

19 Barton Lane
Abingdon Science Park
Abingdon, OX14 3NB, United Kingdom
Phone: (44) (0) 1235 529449
Free Phone: 0800 37 34 15
Fax: (44) (0) 1235 533420
info.EMEA@bio-techne.com

General Contact Information

www.novusbio.com
Technical Support: nb-technical@bio-techne.com
Orders: nb-customerservice@bio-techne.com
General: novus@novusbio.com

Products Related to NBP2-45713

NBP2-33376H	Blue Marker Antibody (6F4-F6) [HRP]
HAF007	Goat anti-Mouse IgG Secondary Antibody [HRP]
NB7539	Goat anti-Mouse IgG (H+L) Secondary Antibody [HRP]
NBP1-97005-0.5mg	Mouse IgG1 Isotype Control (MG1)

Limitations

This product is for research use only and is not approved for use in humans or in clinical diagnosis. Primary Antibodies are guaranteed for 1 year from date of receipt.

For more information on our 100% guarantee, please visit www.novusbio.com/guarantee

Earn gift cards/discounts by submitting a review: www.novusbio.com/reviews/submit/NBP2-45713

Earn gift cards/discounts by submitting a publication using this product:
www.novusbio.com/publications

