

Product Datasheet

Factor XIIIa Antibody (OTI6F5) NBP2-45562

Unit Size: 0.1 ml

Store at -20C. Avoid freeze-thaw cycles.

www.novusbio.com



technical@novusbio.com

Protocols, Publications, Related Products, Reviews, Research Tools and Images at:
www.novusbio.com/NBP2-45562

Updated 9/9/2025 v.20.1

Earn rewards for product
reviews and publications.

Submit a publication at www.novusbio.com/publications

Submit a review at www.novusbio.com/reviews/destination/NBP2-45562



NBP2-45562

Factor XIIIa Antibody (OTI6F5)

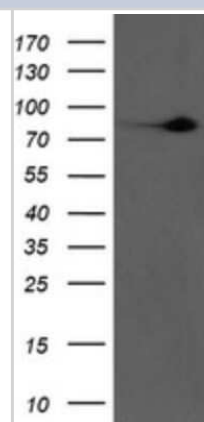
Product Information	
Unit Size	0.1 ml
Concentration	1 mg/ml
Storage	Store at -20C. Avoid freeze-thaw cycles.
Clonality	Monoclonal
Clone	OTI6F5
Preservative	0.02% Sodium Azide
Isotype	IgG1
Purity	Immunogen affinity purified
Buffer	PBS (pH 7.3), 1.0% BSA and 50% Glycerol
Target Molecular Weight	79.2 kDa

Product Description	
Description	Novus Biologicals Mouse Factor XIIIa Antibody (OTI6F5) (NBP2-45562) is a monoclonal antibody validated for use in IHC, WB and Flow. All Novus Biologicals antibodies are covered by our 100% guarantee.
Host	Mouse
Gene ID	2162
Gene Symbol	F13A1
Species	Human, Mouse, Rat
Reactivity Notes	Please note that this antibody is reactive to Mouse and derived from the same host, Mouse. Mouse-On-Mouse blocking reagent may be needed for IHC and ICC experiments to reduce high background signal. You can find these reagents under catalog numbers PK-2200-NB and MP-2400-NB. Please contact Technical Support if you have any questions.
Immunogen	Full length human recombinant protein of human F13A1 (NP_000120) produced in HEK293T cell.

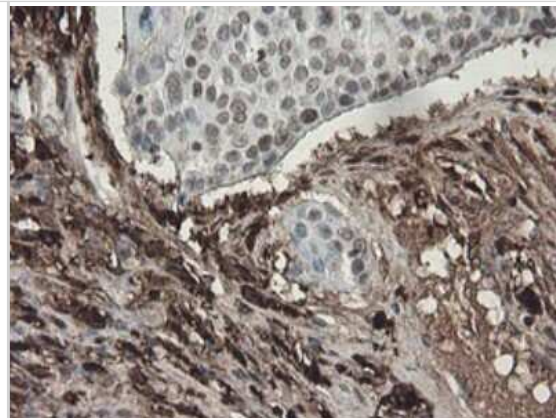
Product Application Details	
Applications	Western Blot, Immunohistochemistry-Paraffin, Flow Cytometry, Immunohistochemistry
Recommended Dilutions	Western Blot 1:2000, Flow Cytometry 1:100, Immunohistochemistry 1:150, Immunohistochemistry-Paraffin

Images

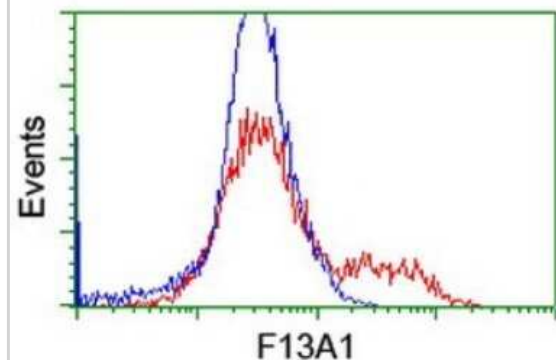
Western Blot: Factor XIIIa Antibody (6F5) [NBP2-45562] - Analysis of HEK293T cells were transfected with the pCMV6-ENTRY control (Left lane) or pCMV6-ENTRY Factor XIIa.



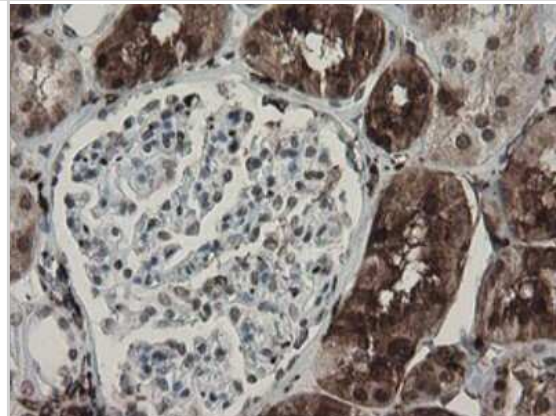
Immunohistochemistry: Factor XIIIa Antibody (6F5) [NBP2-45562] - Analysis of Carcinoma of Human lung tissue.



Flow Cytometry: Factor XIIIa Antibody (6F5) [NBP2-45562] - Analysis of HEK293T cells transfected with either overexpress plasmid(Red) or empty vector control plasmid(Blue) were immunostained by F13A1 antibody.



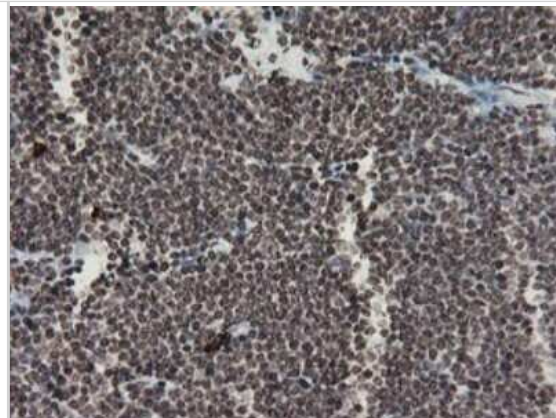
Immunohistochemistry: Factor XIIIa Antibody (6F5) [NBP2-45562] - Analysis of Human Kidney tissue.



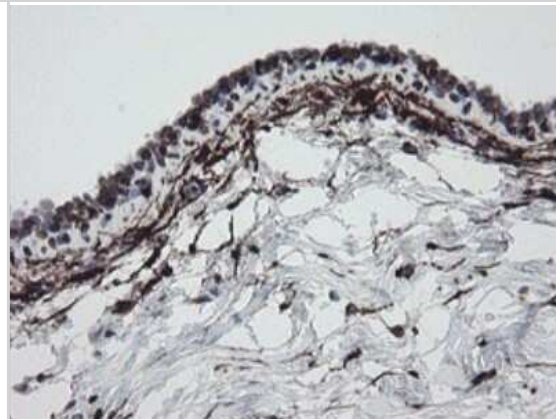
Immunohistochemistry: Factor XIIIa Antibody (6F5) [NBP2-45562] - Analysis of Adenocarcinoma of Human endometrium tissue.



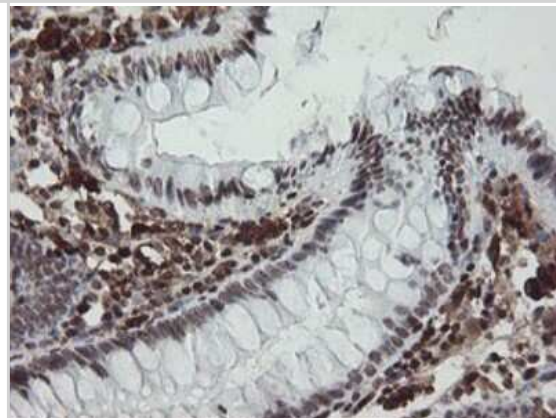
Immunohistochemistry: Factor XIIIa Antibody (6F5) [NBP2-45562] - Analysis of Human lymphoma tissue.



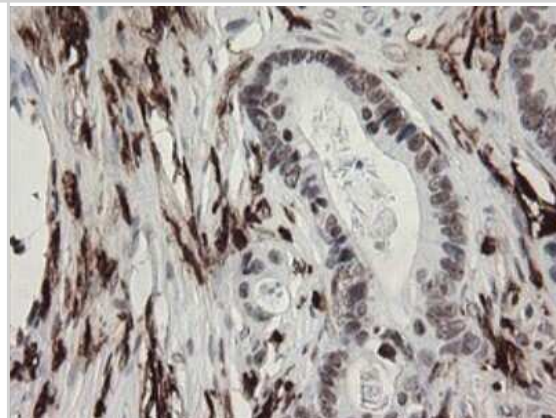
Immunohistochemistry: Factor XIIIa Antibody (6F5) [NBP2-45562] - Analysis of Human breast tissue.



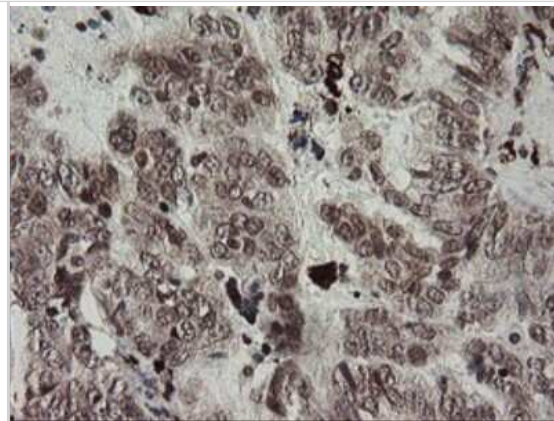
Immunohistochemistry: Factor XIIIa Antibody (6F5) [NBP2-45562] - Analysis of Human colon tissue.



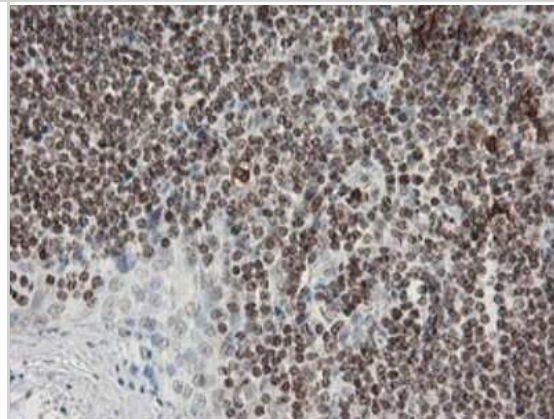
Immunohistochemistry: Factor XIIIa Antibody (6F5) [NBP2-45562] - Analysis of Adenocarcinoma of Human colon tissue.



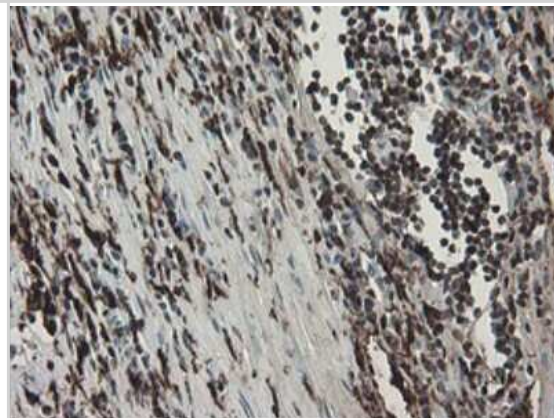
Immunohistochemistry: Factor XIIIa Antibody (6F5) [NBP2-45562] - Analysis of Adenocarcinoma of Human ovary tissue.



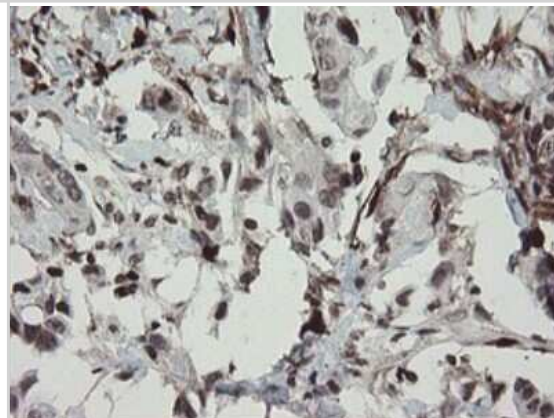
Immunohistochemistry: Factor XIIIa Antibody (6F5) [NBP2-45562] - Analysis of Human tonsil tissue.



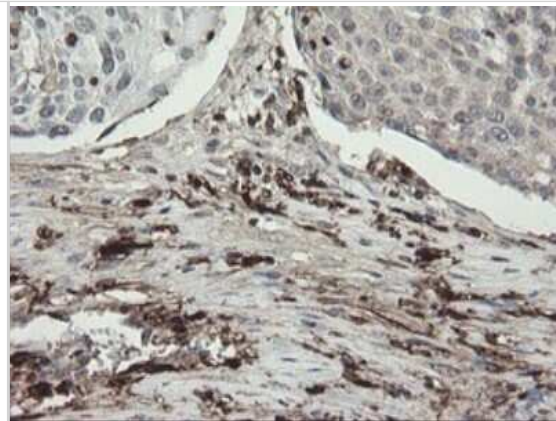
Immunohistochemistry: Factor XIIIa Antibody (6F5) [NBP2-45562] - Analysis of Carcinoma of Human kidney tissue.



Immunohistochemistry: Factor XIIIa Antibody (6F5) [NBP2-45562] - Analysis of Adenocarcinoma of Human breast tissue.



Immunohistochemistry: Factor XIIIa Antibody (6F5) [NBP2-45562] -
Analysis of Carcinoma of Human bladder tissue.





Novus Biologicals USA

10730 E. Briarwood Avenue
Centennial, CO 80112
USA
Phone: 303.730.1950
Toll Free: 1.888.506.6887
Fax: 303.730.1966
nb-customerservice@bio-techne.com

Bio-Techne Canada

21 Canmotor Ave
Toronto, ON M8Z 4E6
Canada
Phone: 905.827.6400
Toll Free: 855.668.8722
Fax: 905.827.6402
canada.inquires@bio-techne.com

Bio-Techne Ltd

19 Barton Lane
Abingdon Science Park
Abingdon, OX14 3NB, United Kingdom
Phone: (44) (0) 1235 529449
Free Phone: 0800 37 34 15
Fax: (44) (0) 1235 533420
info.EMEA@bio-techne.com

General Contact Information

www.novusbio.com
Technical Support: nb-technical@bio-techne.com
Orders: nb-customerservice@bio-techne.com
General: novus@novusbio.com

Products Related to NBP2-45562

NBP2-33376H	Blue Marker Antibody (6F4-F6) [HRP]
HAF007	Goat anti-Mouse IgG Secondary Antibody [HRP]
NB7539	Goat anti-Mouse IgG (H+L) Secondary Antibody [HRP]
NBP1-97005-0.5mg	Mouse IgG1 Isotype Control (MG1)

Limitations

This product is for research use only and is not approved for use in humans or in clinical diagnosis. Primary Antibodies are guaranteed for 1 year from date of receipt.

For more information on our 100% guarantee, please visit www.novusbio.com/guarantee

Earn gift cards/discounts by submitting a review: www.novusbio.com/reviews/submit/NBP2-45562

Earn gift cards/discounts by submitting a publication using this product:
www.novusbio.com/publications

