

# Product Datasheet

## enkurin Antibody (OTI6C10)

### NBP2-45428

Unit Size: 0.1 ml

Store at -20C. Avoid freeze-thaw cycles.

[www.novusbio.com](http://www.novusbio.com)



[technical@novusbio.com](mailto:technical@novusbio.com)

Protocols, Publications, Related Products, Reviews, Research Tools and Images at:  
[www.novusbio.com/NBP2-45428](http://www.novusbio.com/NBP2-45428)

Updated 9/9/2025 v.20.1

Earn rewards for product  
reviews and publications.

Submit a publication at [www.novusbio.com/publications](http://www.novusbio.com/publications)

Submit a review at [www.novusbio.com/reviews/destination/NBP2-45428](http://www.novusbio.com/reviews/destination/NBP2-45428)



**NBP2-45428**

enkurin Antibody (OTI6C10)


| Product Information     |  |
|-------------------------|--|
| Unit Size               | 0.1 ml                                   |
| Concentration           | 1 mg/ml                                  |
| Storage                 | Store at -20C. Avoid freeze-thaw cycles. |
| Clonality               | Monoclonal                               |
| Clone                   | OTI6C10                                  |
| Preservative            | 0.02% Sodium Azide                       |
| Isotype                 | IgG1                                     |
| Purity                  | Immunogen affinity purified              |
| Buffer                  | PBS (pH 7.3), 1.0% BSA and 50% Glycerol  |
| Target Molecular Weight | 29.3 kDa                                 |

| Product Description |   |
|---------------------|---|
| Description         | Novus Biologicals Mouse enkurin Antibody (OTI6C10) (NBP2-45428) is a monoclonal antibody validated for use in IHC and WB. All Novus Biologicals antibodies are covered by our 100% guarantee.   |
| Host                | Mouse   |
| Gene ID             | 219670  |
| Gene Symbol         | ENKUR   |
| Species             | Human, Mouse, Rat   |
| Reactivity Notes    | Please note that this antibody is reactive to Mouse and derived from the same host, Mouse. Mouse-On-Mouse blocking reagent may be needed for IHC and ICC experiments to reduce high background signal. You can find these reagents under catalog numbers PK-2200-NB and MP-2400-NB. Please contact Technical Support if you have any questions. |
| Immunogen           | Full length human recombinant protein of human ENKUR (NP_659447) produced in E.coli.  |

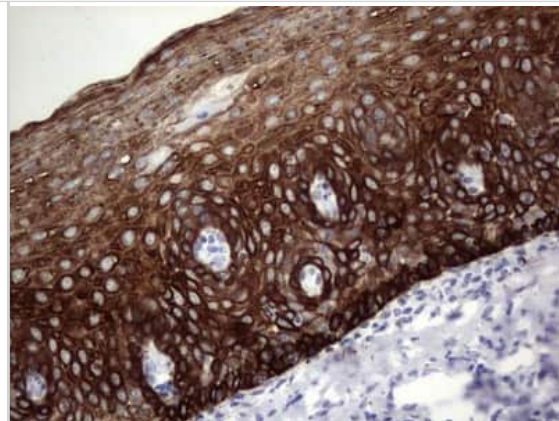
| Product Application Details |  |
|-----------------------------|--|
| Applications                | Western Blot, Immunohistochemistry-Paraffin, Immunohistochemistry              |
| Recommended Dilutions       | Western Blot 1:2000, Immunohistochemistry 1:150, Immunohistochemistry-Paraffin |

**Images**

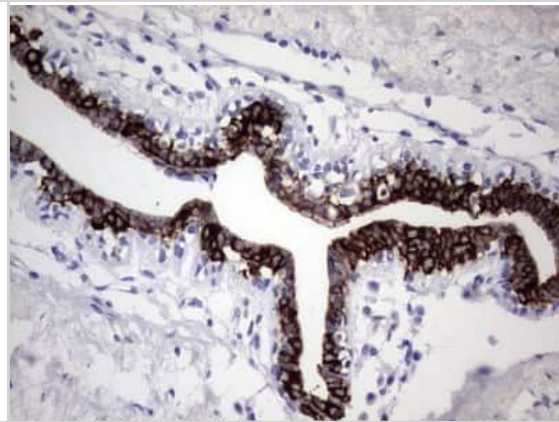
Western Blot: enkurin Antibody (6C10) [NBP2-45428] - Analysis of HEK293T cells were transfected with the pCMV6-ENTRY control (Left lane) or pCMV6-ENTRY enkurin.



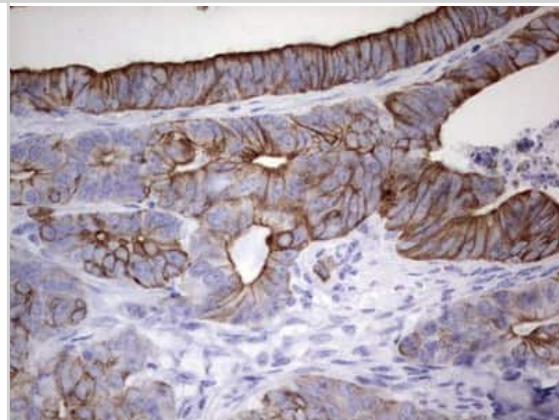
Immunohistochemistry: enkurin Antibody (6C10) [NBP2-45428] - Analysis of Human tonsil tissue. (Heat-induced epitope retrieval by 1 mM EDTA in 10mM Tris, pH8.5, 120C for 3min)



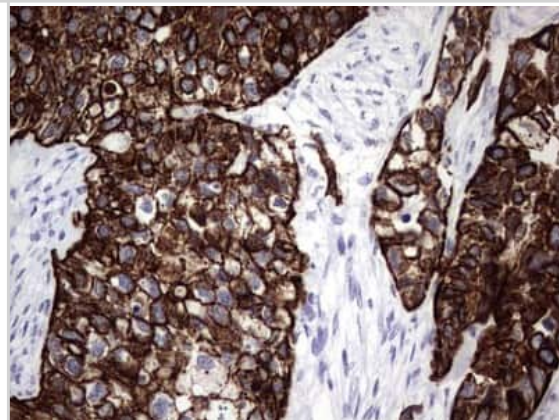
Immunohistochemistry: enkurin Antibody (6C10) [NBP2-45428] - Analysis of Adenocarcinoma of Human breast tissue. (Heat-induced epitope retrieval by 1 mM EDTA in 10mM Tris, pH8.5, 120C for 3min)



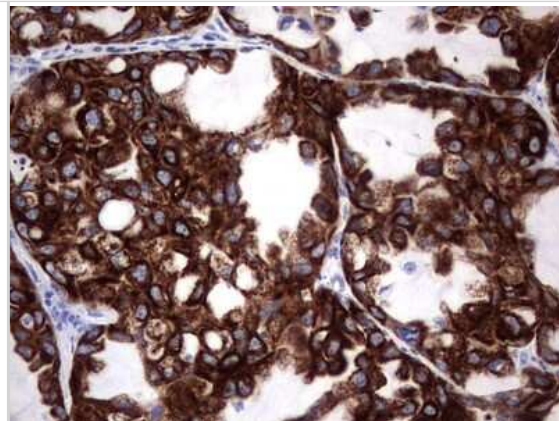
Immunohistochemistry: enkurin Antibody (6C10) [NBP2-45428] - Analysis of Adenocarcinoma of Human colon tissue. (Heat-induced epitope retrieval by 1 mM EDTA in 10mM Tris, pH8.5, 120C for 3min)



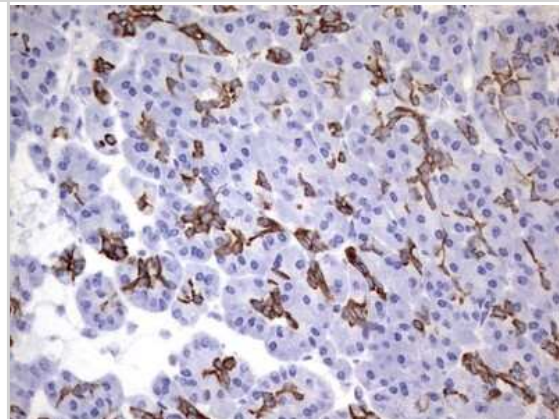
Immunohistochemistry: enkurin Antibody (6C10) [NBP2-45428] - Analysis of Carcinoma of Human kidney tissue. (Heat-induced epitope retrieval by 1 mM EDTA in 10mM Tris, pH8.5, 120C for 3min)



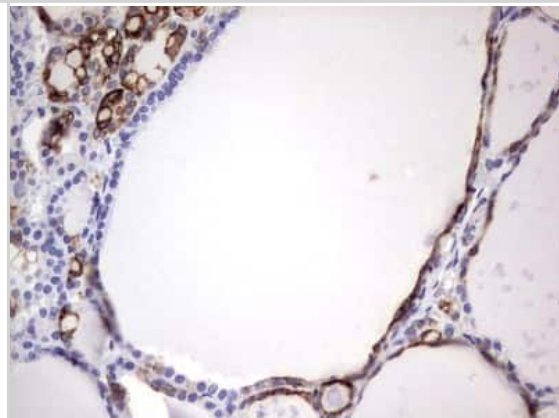
Immunohistochemistry: enkurin Antibody (6C10) [NBP2-45428] - Analysis of Carcinoma of Human lung tissue. (Heat-induced epitope retrieval by 1 mM EDTA in 10mM Tris, pH8.5, 120C for 3min)



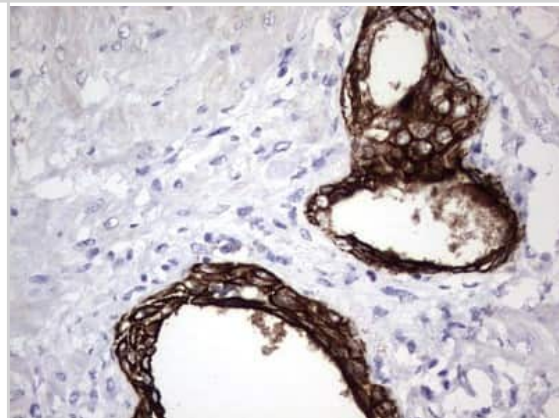
Immunohistochemistry: enkurin Antibody (6C10) [NBP2-45428] - Analysis of Human pancreas tissue. (Heat-induced epitope retrieval by 1 mM EDTA in 10mM Tris, pH8.5, 120C for 3min)



Immunohistochemistry: enkurin Antibody (6C10) [NBP2-45428] - Analysis of Human thyroid tissue. (Heat-induced epitope retrieval by 1 mM EDTA in 10mM Tris, pH8.5, 120C for 3min)



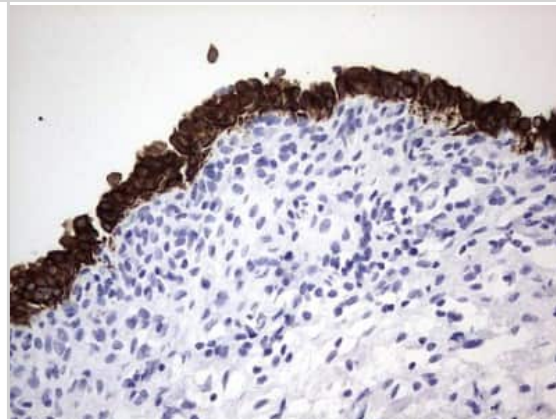
Immunohistochemistry: enkurin Antibody (6C10) [NBP2-45428] - Analysis of Human prostate tissue. (Heat-induced epitope retrieval by 1 mM EDTA in 10mM Tris, pH8.5, 120C for 3min)



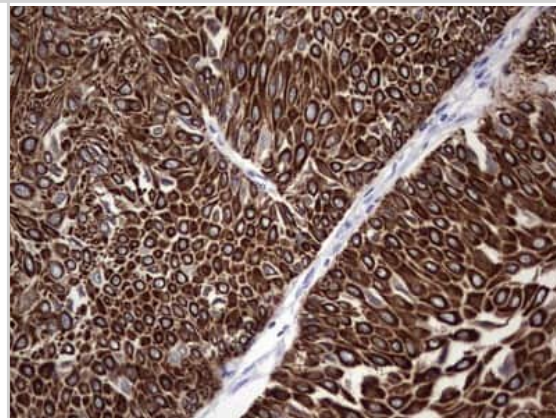
Immunohistochemistry: enkurin Antibody (6C10) [NBP2-45428] - Analysis of Carcinoma of Human prostate tissue. (Heat-induced epitope retrieval by 1 mM EDTA in 10mM Tris, pH8.5, 120C for 3min)



Immunohistochemistry: enkurin Antibody (6C10) [NBP2-45428] - Analysis of Human bladder tissue. (Heat-induced epitope retrieval by 1 mM EDTA in 10mM Tris, pH8.5, 120C for 3min)



Immunohistochemistry: enkurin Antibody (6C10) [NBP2-45428] - Analysis of Carcinoma of Human bladder tissue. (Heat-induced epitope retrieval by 1 mM EDTA in 10mM Tris, pH8.5, 120C for 3min)





### **Novus Biologicals USA**

10730 E. Briarwood Avenue  
Centennial, CO 80112  
USA  
Phone: 303.730.1950  
Toll Free: 1.888.506.6887  
Fax: 303.730.1966  
nb-customerservice@bio-techne.com

### **Bio-Techne Canada**

21 Canmotor Ave  
Toronto, ON M8Z 4E6  
Canada  
Phone: 905.827.6400  
Toll Free: 855.668.8722  
Fax: 905.827.6402  
canada.inquires@bio-techne.com

### **Bio-Techne Ltd**

19 Barton Lane  
Abingdon Science Park  
Abingdon, OX14 3NB, United Kingdom  
Phone: (44) (0) 1235 529449  
Free Phone: 0800 37 34 15  
Fax: (44) (0) 1235 533420  
info.EMEA@bio-techne.com

### **General Contact Information**

www.novusbio.com  
Technical Support: nb-technical@bio-techne.com  
Orders: nb-customerservice@bio-techne.com  
General: novus@novusbio.com

### **Products Related to NBP2-45428**

---

|                  |  |
|------------------|--|
| NBP2-33376H      | Blue Marker Antibody (6F4-F6) [HRP]                |
| HAF007           | Goat anti-Mouse IgG Secondary Antibody [HRP]       |
| NB7539           | Goat anti-Mouse IgG (H+L) Secondary Antibody [HRP] |
| NBP1-97005-0.5mg | Mouse IgG1 Isotype Control (MG1)                   |

---

### **Limitations**

This product is for research use only and is not approved for use in humans or in clinical diagnosis. Primary Antibodies are guaranteed for 1 year from date of receipt.

For more information on our 100% guarantee, please visit [www.novusbio.com/guarantee](http://www.novusbio.com/guarantee)

Earn gift cards/discounts by submitting a review: [www.novusbio.com/reviews/submit/NBP2-45428](http://www.novusbio.com/reviews/submit/NBP2-45428)

Earn gift cards/discounts by submitting a publication using this product:  
[www.novusbio.com/publications](http://www.novusbio.com/publications)

