

Product Datasheet

Triosephosphate isomerase Antibody (1111) - Azide and BSA Free NBP2-43824

Unit Size: 0.1 ml

Aliquot and store at -20C or -80C. Avoid freeze-thaw cycles.

www.novusbio.com



technical@novusbio.com

Protocols, Publications, Related Products, Reviews, Research Tools and Images at:
www.novusbio.com/NBP2-43824

Updated 9/9/2025 v.20.1

Earn rewards for product
reviews and publications.

Submit a publication at www.novusbio.com/publications

Submit a review at www.novusbio.com/reviews/destination/NBP2-43824



NBP2-43824

Triosephosphate isomerase Antibody (1111) - Azide and BSA Free


Product Information	
Unit Size	0.1 ml
Concentration	Concentrations vary lot to lot. See vial label for concentration. If unlisted please contact technical services.
Storage	Aliquot and store at -20C or -80C. Avoid freeze-thaw cycles.
Clonality	Monoclonal
Clone	1111
Preservative	No Preservative
Isotype	IgG1
Purity	Protein G purified
Buffer	PBS

Product Description	
Description	Novus Biologicals Mouse Triosephosphate isomerase Antibody (1111) - Azide and BSA Free (NBP2-43824) is a monoclonal antibody validated for use in IHC and WB. All Novus Biologicals antibodies are covered by our 100% guarantee.
Host	Mouse
Gene ID	7167
Gene Symbol	TPI1
Species	Human, Mouse, Rat
Immunogen	Carrier-protein conjugated synthetic peptide encompassing a sequence within the C-terminus region of human Triosephosphate isomerase. The exact sequence is proprietary.

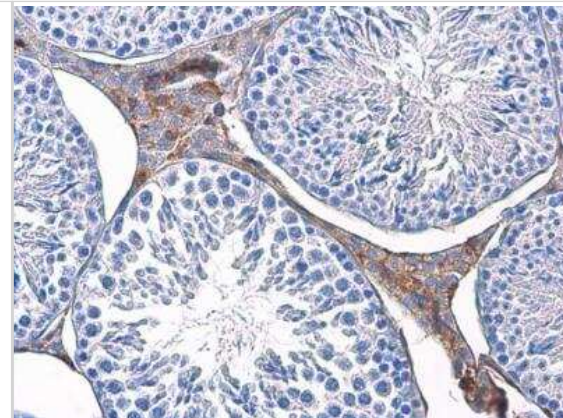
Product Application Details	
Applications	Western Blot, Immunohistochemistry-Paraffin
Recommended Dilutions	Western Blot 1:500-1:3000, Immunohistochemistry-Paraffin 1:100-1:1000

Images

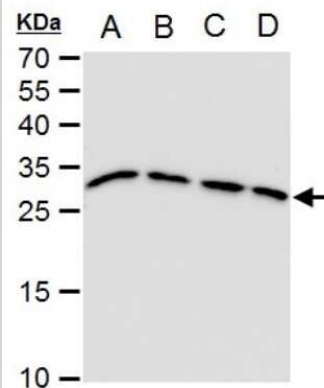
Western Blot: Triosephosphate isomerase Antibody (1111) [NBP2-43824] - Non-transfected (-) and transfected (+) 293T whole cell extracts (30 ug) were separated by 12% SDS-PAGE, and the membrane was blotted with Triosephosphate isomerase antibody [GT1111].



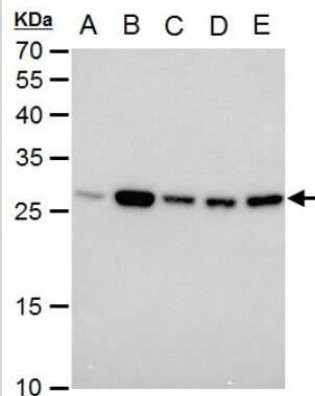
Immunohistochemistry-Paraffin: Triosephosphate isomerase Antibody (1111) [NBP2-43824] - Triosephosphate isomerase antibody (1111) detects Triosephosphate isomerase protein at cytoplasm by immunohistochemical analysis. Sample: Paraffin-embedded mouse testis. Triosephosphate isomerase stained by Triosephosphate isomerase antibody (1111) diluted at 1:100. Antigen Retrieval: Citrate buffer, pH 6.0, 15 min.



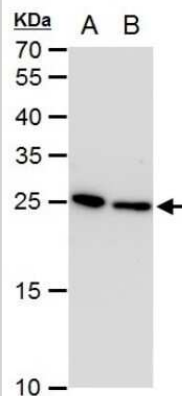
Western Blot: Triosephosphate isomerase Antibody (1111) [NBP2-43824] - Analysis of A. 30 ug 293T whole cell extract B. 30 ug A431 whole cell extract C. 30 ug HeLa whole cell extract D. 30 ug HepG2 whole cell extract 12 % SDS-PAGE Triosephosphate isomerase antibody [1111] dilution: 1:1000



Western Blot: Triosephosphate isomerase Antibody (1111) [NBP2-43824] - Analysis of A. 30 ug Neuro2A whole cell extract B. 30 ug C8D30 whole cell extract C. 30 ug NIH-3T3 whole cell extract D. 30 ug Raw264.7 whole cell extract E. 30 ug C2C12 whole cell extract 12 % SDS-PAGE Triosephosphate isomerase antibody [1111] dilution: 1:1000



Western Blot: Triosephosphate isomerase Antibody (1111) [NBP2-43824] - Analysis of A. 30 ug PC-12 whole cell extract B. 30 ug Rat2 whole cell extract C. 30 ug HCT116 whole cell extract 12 % SDS-PAGE Triosephosphate isomerase antibody [1111] dilution: 1:1000.





Novus Biologicals USA

10730 E. Briarwood Avenue
Centennial, CO 80112
USA
Phone: 303.730.1950
Toll Free: 1.888.506.6887
Fax: 303.730.1966
nb-customerservice@bio-techne.com

Bio-Techne Canada

21 Canmotor Ave
Toronto, ON M8Z 4E6
Canada
Phone: 905.827.6400
Toll Free: 855.668.8722
Fax: 905.827.6402
canada.inquires@bio-techne.com

Bio-Techne Ltd

19 Barton Lane
Abingdon Science Park
Abingdon, OX14 3NB, United Kingdom
Phone: (44) (0) 1235 529449
Free Phone: 0800 37 34 15
Fax: (44) (0) 1235 533420
info.EMEA@bio-techne.com

General Contact Information

www.novusbio.com
Technical Support: nb-technical@bio-techne.com
Orders: nb-customerservice@bio-techne.com
General: novus@novusbio.com

Products Related to NBP2-43824

NBP2-33376H	Blue Marker Antibody (6F4-F6) [HRP]
HAF007	Goat anti-Mouse IgG Secondary Antibody [HRP]
NB7539	Goat anti-Mouse IgG (H+L) Secondary Antibody [HRP]
NBP1-97005-0.5mg	Mouse IgG1 Isotype Control (MG1)

Limitations

This product is for research use only and is not approved for use in humans or in clinical diagnosis. Primary Antibodies are guaranteed for 1 year from date of receipt.

For more information on our 100% guarantee, please visit www.novusbio.com/guarantee

Earn gift cards/discounts by submitting a review: www.novusbio.com/reviews/submit/NBP2-43824

Earn gift cards/discounts by submitting a publication using this product:
www.novusbio.com/publications

