

Product Datasheet

PRMT1 Antibody (10111) - Azide and BSA Free NBP2-43818

Unit Size: 0.1 ml

Aliquot and store at -20C or -80C. Avoid freeze-thaw cycles.

www.novusbio.com



technical@novusbio.com

Protocols, Publications, Related Products, Reviews, Research Tools and Images at:
www.novusbio.com/NBP2-43818

Updated 9/9/2025 v.20.1

Earn rewards for product
reviews and publications.

Submit a publication at www.novusbio.com/publications

Submit a review at www.novusbio.com/reviews/destination/NBP2-43818



NBP2-43818

PRMT1 Antibody (10111) - Azide and BSA Free

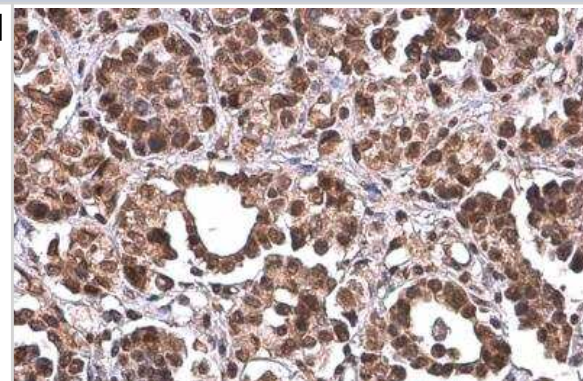
Product Information	
Unit Size	0.1 ml
Concentration	Concentrations vary lot to lot. See vial label for concentration. If unlisted please contact technical services.
Storage	Aliquot and store at -20C or -80C. Avoid freeze-thaw cycles.
Clonality	Monoclonal
Clone	10111
Preservative	No Preservative
Isotype	IgG2b
Purity	Protein G purified
Buffer	PBS

Product Description	
Description	Novus Biologicals Mouse PRMT1 Antibody (10111) - Azide and BSA Free (NBP2-43818) is a monoclonal antibody validated for use in IHC and WB. All Novus Biologicals antibodies are covered by our 100% guarantee.
Host	Mouse
Gene ID	3276
Gene Symbol	PRMT1
Species	Human, Mouse
Reactivity Notes	Xenopus Tropicalis (100%).
Immunogen	Carrier-protein conjugated synthetic peptide encompassing a sequence within the C-terminus region of human PRMT1. The exact sequence is proprietary.

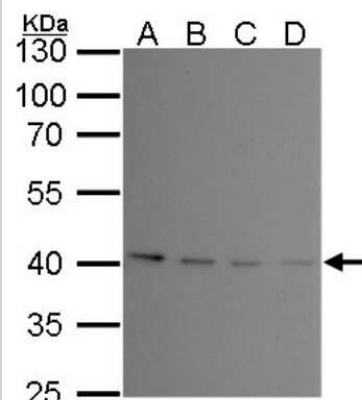
Product Application Details	
Applications	Western Blot, Immunohistochemistry-Paraffin
Recommended Dilutions	Western Blot 1:500-1:3000, Immunohistochemistry-Paraffin 1:100-1:1000

Images

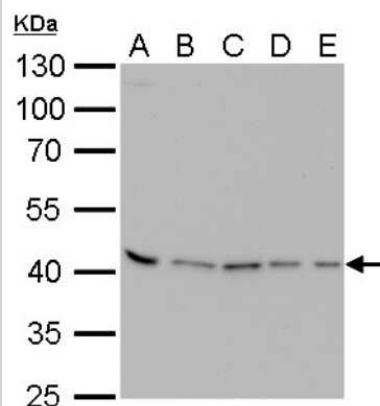
Immunohistochemistry-Paraffin: PRMT1 Antibody (10111) [NBP2-43818] - PRMT1 Antibody (10111) detects PRMT1 protein at cytoplasm and nucleus by immunohistochemical analysis. Sample: Paraffin-embedded human ovarian cancer. PRMT1 stained by PRMT1 Antibody (10111) diluted at 1:200.



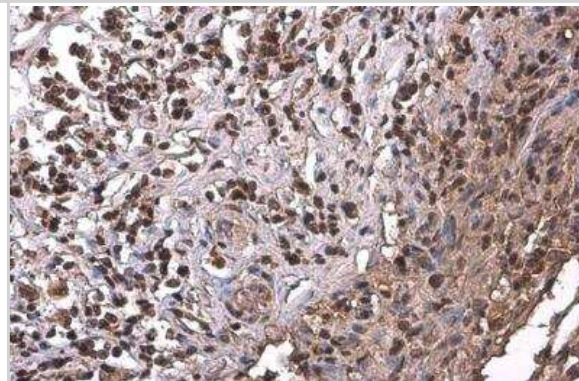
Western Blot: PRMT1 Antibody (10111) [NBP2-43818] - Analysis of A 293T whole cell lysate/extract B A431 whole cell lysate/extract C HeLa whole cell lysate/extract D HepG2 whole cell lysate/extract 10 % SDS-PAGE PRMT1 antibody [10111] dilution: 1:1000




Western Blot: PRMT1 Antibody (10111) [NBP2-43818] - Analysis of A. 30 ug Neuro2A whole cell lysate/extract B. 30 ug GL261 whole cell lysate/extract C. 30 ug NIH-3T3 whole cell lysate/extract D. 30 ug Raw264.7 whole cell lysate/extract E. 30 ug C2C12 whole cell lysate/extract 10 % SDS-PAGE PRMT1 antibody [10111] dilution: 1:1000.



Immunohistochemistry-Paraffin: PRMT1 Antibody (10111) [NBP2-43818] - PRMT1 Antibody (10111) detects PRMT1 protein at cytoplasm and nucleus by immunohistochemical analysis. Sample: Paraffin-embedded human cervical carcinoma. PRMT1 stained by PRMT1 Antibody (10111) diluted at 1:200.



Non-transfected (-) and transfected (+) 293T whole cell extracts (50 ug) were separated by 10% SDS-PAGE, and the membrane was blotted with PRMT1 antibody [GT10111] (NBP2-43818) diluted at 1:1000. The HRP-conjugated anti-mouse IgG antibody was used to detect the primary antibody, and the signal was developed with Trident ECL plus-Enhanced.





Novus Biologicals USA

10730 E. Briarwood Avenue
Centennial, CO 80112
USA
Phone: 303.730.1950
Toll Free: 1.888.506.6887
Fax: 303.730.1966
nb-customerservice@bio-techne.com

Bio-Techne Canada

21 Canmotor Ave
Toronto, ON M8Z 4E6
Canada
Phone: 905.827.6400
Toll Free: 855.668.8722
Fax: 905.827.6402
canada.inquires@bio-techne.com

Bio-Techne Ltd

19 Barton Lane
Abingdon Science Park
Abingdon, OX14 3NB, United Kingdom
Phone: (44) (0) 1235 529449
Free Phone: 0800 37 34 15
Fax: (44) (0) 1235 533420
info.EMEA@bio-techne.com

General Contact Information

www.novusbio.com
Technical Support: nb-technical@bio-techne.com
Orders: nb-customerservice@bio-techne.com
General: novus@novusbio.com

Products Related to NBP2-43818

NBP2-33376H	Blue Marker Antibody (6F4-F6) [HRP]
HAF007	Goat anti-Mouse IgG Secondary Antibody [HRP]
NB7539	Goat anti-Mouse IgG (H+L) Secondary Antibody [HRP]
NBP2-27231	Mouse IgG2b Isotype Control (MPC-11)

Limitations

This product is for research use only and is not approved for use in humans or in clinical diagnosis. Primary Antibodies are guaranteed for 1 year from date of receipt.

For more information on our 100% guarantee, please visit www.novusbio.com/guarantee

Earn gift cards/discounts by submitting a review: www.novusbio.com/reviews/submit/NBP2-43818

Earn gift cards/discounts by submitting a publication using this product:
www.novusbio.com/publications

