

Product Datasheet

PUF60 Antibody (917) - Azide and BSA Free NBP2-43764

Unit Size: 0.1 ml

Aliquot and store at -20C or -80C. Avoid freeze-thaw cycles.

www.novusbio.com



technical@novusbio.com

Protocols, Publications, Related Products, Reviews, Research Tools and Images at:
www.novusbio.com/NBP2-43764

Updated 9/9/2025 v.20.1

Earn rewards for product
reviews and publications.

Submit a publication at www.novusbio.com/publications

Submit a review at www.novusbio.com/reviews/destination/NBP2-43764



NBP2-43764

PUF60 Antibody (917) - Azide and BSA Free

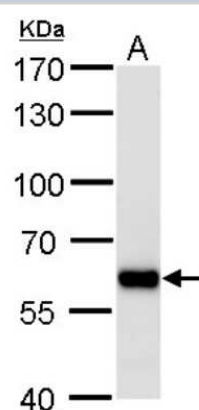
Product Information	
Unit Size	0.1 ml
Concentration	Concentrations vary lot to lot. See vial label for concentration. If unlisted please contact technical services.
Storage	Aliquot and store at -20C or -80C. Avoid freeze-thaw cycles.
Clonality	Monoclonal
Clone	917
Preservative	No Preservative
Isotype	IgG2b
Purity	Protein G purified
Buffer	PBS

Product Description	
Description	Novus Biologicals Mouse PUF60 Antibody (917) - Azide and BSA Free (NBP2-43764) is a monoclonal antibody validated for use in IHC and WB. All Novus Biologicals antibodies are covered by our 100% guarantee.
Host	Mouse
Gene ID	22827
Gene Symbol	PUF60
Species	Human, Mouse, Rat
Immunogen	Recombinant protein encompassing a sequence within the center region of human PUF60. The exact sequence is proprietary.

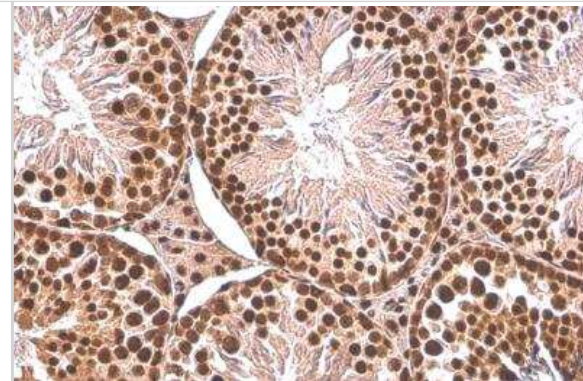
Product Application Details	
Applications	Western Blot, Immunohistochemistry-Paraffin
Recommended Dilutions	Western Blot 1:500-1:3000, Immunohistochemistry-Paraffin 1:100-1:1000

Images

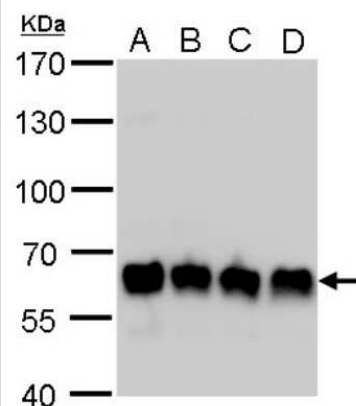
Western Blot: PUF60 Antibody (917) [NBP2-43764] - Analysis of A. 50 ug rat brain lysate/extract 7.5 % SDS-PAGE PUF60 antibody [917] dilution: 1:1000.



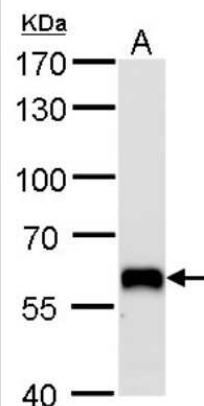
Immunohistochemistry-Paraffin: PUF60 Antibody (917) [NBP2-43764] - PUF60 antibody (917) detects PUF60 protein at nucleus by immunohistochemical analysis. Sample: Paraffin-embedded mouse testis. PUF60 stained by PUF60 antibody (917) diluted at 1:200.



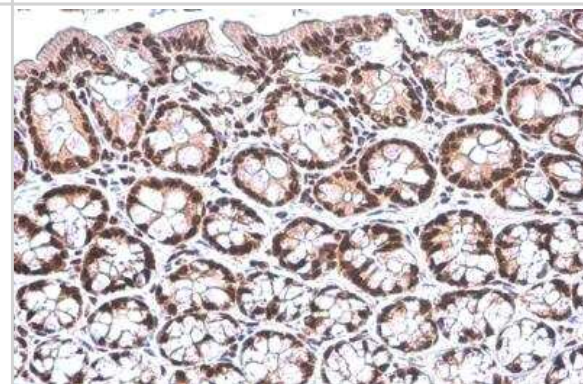
Western Blot: PUF60 Antibody (917) [NBP2-43764] - Analysis of A. 30 ug 293T whole cell lysate/extract B. 30 ug A431 whole cell lysate/extract C. 30 ug HeLa whole cell lysate/extract D. 30 ug HepG2 whole cell lysate/extract 7.5 % SDS-PAGE PUF60 antibody [917] dilution: 1:1000



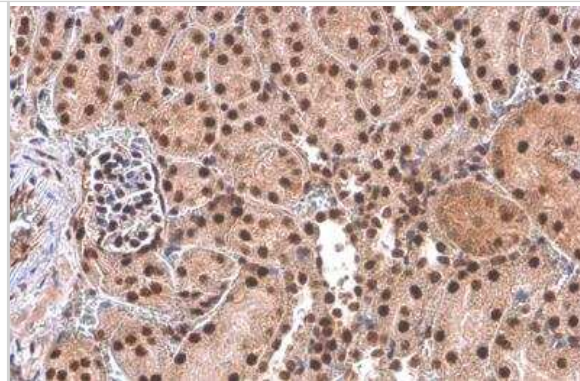
Western Blot: PUF60 Antibody (917) [NBP2-43764] - Analysis of A. 50 ug mouse brain lysate/extract 7.5 % SDS-PAGE PUF60 antibody [917] dilution: 1:1000



Immunohistochemistry-Paraffin: PUF60 Antibody (917) [NBP2-43764] - PUF60 antibody (917) detects PUF60 protein at nucleus by immunohistochemical analysis. Sample: Paraffin-embedded rat colon. PUF60 stained by PUF60 antibody (917) diluted at 1:200.



Immunohistochemistry-Paraffin: PUF60 Antibody (917) [NBP2-43764] - PUF60 antibody (917) detects PUF60 protein at nucleus by immunohistochemical analysis. Sample: Paraffin-embedded mouse kidney. PUF60 stained by PUF60 antibody PUF60 antibody (917) diluted at 1:200.





Novus Biologicals USA

10730 E. Briarwood Avenue
Centennial, CO 80112
USA
Phone: 303.730.1950
Toll Free: 1.888.506.6887
Fax: 303.730.1966
nb-customerservice@bio-techne.com

Bio-Techne Canada

21 Canmotor Ave
Toronto, ON M8Z 4E6
Canada
Phone: 905.827.6400
Toll Free: 855.668.8722
Fax: 905.827.6402
canada.inquires@bio-techne.com

Bio-Techne Ltd

19 Barton Lane
Abingdon Science Park
Abingdon, OX14 3NB, United Kingdom
Phone: (44) (0) 1235 529449
Free Phone: 0800 37 34 15
Fax: (44) (0) 1235 533420
info.EMEA@bio-techne.com

General Contact Information

www.novusbio.com
Technical Support: nb-technical@bio-techne.com
Orders: nb-customerservice@bio-techne.com
General: novus@novusbio.com

Products Related to NBP2-43764

NBP2-33376H	Blue Marker Antibody (6F4-F6) [HRP]
HAF007	Goat anti-Mouse IgG Secondary Antibody [HRP]
NB7539	Goat anti-Mouse IgG (H+L) Secondary Antibody [HRP]
NBP2-27231	Mouse IgG2b Isotype Control (MPC-11)

Limitations

This product is for research use only and is not approved for use in humans or in clinical diagnosis. Primary Antibodies are guaranteed for 1 year from date of receipt.

For more information on our 100% guarantee, please visit www.novusbio.com/guarantee

Earn gift cards/discounts by submitting a review: www.novusbio.com/reviews/submit/NBP2-43764

Earn gift cards/discounts by submitting a publication using this product:
www.novusbio.com/publications

