

# Product Datasheet

## SA1 Antibody (1515) - Azide and BSA Free NBP2-43751

Unit Size: 0.1 ml

Aliquot and store at -20C or -80C. Avoid freeze-thaw cycles.

[www.novusbio.com](http://www.novusbio.com)



[technical@novusbio.com](mailto:technical@novusbio.com)

Protocols, Publications, Related Products, Reviews, Research Tools and Images at:  
[www.novusbio.com/NBP2-43751](http://www.novusbio.com/NBP2-43751)

Updated 9/9/2025 v.20.1

Earn rewards for product  
reviews and publications.

Submit a publication at [www.novusbio.com/publications](http://www.novusbio.com/publications)

Submit a review at [www.novusbio.com/reviews/destination/NBP2-43751](http://www.novusbio.com/reviews/destination/NBP2-43751)



**NBP2-43751**

SA1 Antibody (1515) - Azide and BSA Free

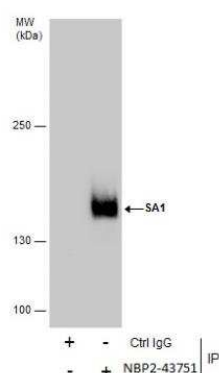
Product Information	
<b>Unit Size</b>	0.1 ml
<b>Concentration</b>	Concentrations vary lot to lot. See vial label for concentration. If unlisted please contact technical services.
<b>Storage</b>	Aliquot and store at -20C or -80C. Avoid freeze-thaw cycles.
<b>Clonality</b>	Monoclonal
<b>Clone</b>	1515
<b>Preservative</b>	No Preservative
<b>Isotype</b>	IgG2b
<b>Purity</b>	Protein A purified
<b>Buffer</b>	PBS
<b>Target Molecular Weight</b>	144 kDa

Product Description	
<b>Description</b>	Novus Biologicals Mouse SA1 Antibody (1515) - Azide and BSA Free (NBP2-43751) is a monoclonal antibody validated for use in WB, ICC/IF and IP. All Novus Biologicals antibodies are covered by our 100% guarantee.
<b>Host</b>	Mouse
<b>Gene ID</b>	10274
<b>Gene Symbol</b>	STAG1
<b>Species</b>	Human, Mouse, Rat
<b>Reactivity Notes</b>	Xenopus laevis (100%).
<b>Immunogen</b>	Carrier-protein conjugated synthetic peptide encompassing a sequence within the C-terminus region of human SA1. The exact sequence is proprietary.


Product Application Details	
<b>Applications</b>	Western Blot, Immunocytochemistry/ Immunofluorescence, Immunoprecipitation
<b>Recommended Dilutions</b>	Western Blot 1:500-1:3000, Immunocytochemistry/ Immunofluorescence 1:100-1:1000, Immunoprecipitation 1:100-1:500

**Images**


Immunoprecipitation: SA1 Antibody (1515) [NBP2-43751] - Immunoprecipitation of SA1 protein from HeLa whole cell extracts using 5 ug of SA1 antibody [1515]. Western blot analysis was performed using SA1 antibody [1515] EasyBlot anti-Mouse IgG was used as a secondary reagent.




Western Blot: SA1 Antibody (1515) [NBP2-43751] - Various tissue extracts (50 ug) were separated by 5% SDS-PAGE, and the membrane was blotted with SA1 antibody [GT1515] (NBP2-43751) diluted at 1:1000. The HRP-conjugated anti-mouse IgG antibody was used to detect the primary antibody.



Western Blot: SA1 Antibody (1515) [NBP2-43751] - Various whole cell extracts (30 ug) were separated by 5% SDS-PAGE, and the membrane was blotted with SA1 antibody [GT1515] (NBP2-43751) diluted at 1:1000. The HRP-conjugated anti-mouse IgG antibody was used to detect the primary antibody.



Non-transfected (-) and transfected (+) 293T whole cell extracts (30 ug) were separated by 5% SDS-PAGE, and the membrane was blotted with SA1 antibody [GT1515] (NBP2-43751) diluted at 1:500.



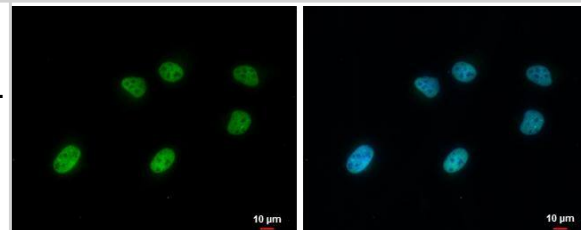
SA1 antibody [GT1515] detects SA1 protein at nucleus by immunofluorescent analysis.

Sample: HeLa cells were fixed in 4% paraformaldehyde at RT for 15 min.

Green: SA1 protein stained by SA1 antibody [GT1515] (NBP2-43751) diluted at 1:1000.

Blue: Hoechst 33342 staining.

Scale bar = 10 um.





### **Novus Biologicals USA**

10730 E. Briarwood Avenue  
Centennial, CO 80112  
USA  
Phone: 303.730.1950  
Toll Free: 1.888.506.6887  
Fax: 303.730.1966  
nb-customerservice@bio-techne.com

### **Bio-Techne Canada**

21 Canmotor Ave  
Toronto, ON M8Z 4E6  
Canada  
Phone: 905.827.6400  
Toll Free: 855.668.8722  
Fax: 905.827.6402  
canada.inquires@bio-techne.com

### **Bio-Techne Ltd**

19 Barton Lane  
Abingdon Science Park  
Abingdon, OX14 3NB, United Kingdom  
Phone: (44) (0) 1235 529449  
Free Phone: 0800 37 34 15  
Fax: (44) (0) 1235 533420  
info.EMEA@bio-techne.com

### **General Contact Information**

www.novusbio.com  
Technical Support: nb-technical@bio-techne.com  
Orders: nb-customerservice@bio-techne.com  
General: novus@novusbio.com

### **Products Related to NBP2-43751**

---

NBP2-33376H	Blue Marker Antibody (6F4-F6) [HRP]
HAF007	Goat anti-Mouse IgG Secondary Antibody [HRP]
NB7539	Goat anti-Mouse IgG (H+L) Secondary Antibody [HRP]
NBP2-27231	Mouse IgG2b Isotype Control (MPC-11)

---

### **Limitations**

This product is for research use only and is not approved for use in humans or in clinical diagnosis. Primary Antibodies are guaranteed for 1 year from date of receipt.

For more information on our 100% guarantee, please visit [www.novusbio.com/guarantee](http://www.novusbio.com/guarantee)

Earn gift cards/discounts by submitting a review: [www.novusbio.com/reviews/submit/NBP2-43751](http://www.novusbio.com/reviews/submit/NBP2-43751)

Earn gift cards/discounts by submitting a publication using this product:  
[www.novusbio.com/publications](http://www.novusbio.com/publications)

