

# Product Datasheet

## SA1 Antibody (8810) - Azide and BSA Free NBP2-43750

Unit Size: 0.1 ml

Aliquot and store at -20C or -80C. Avoid freeze-thaw cycles.

[www.novusbio.com](http://www.novusbio.com)



[technical@novusbio.com](mailto:technical@novusbio.com)

### Publications: 1

Protocols, Publications, Related Products, Reviews, Research Tools and Images at:  
[www.novusbio.com/NBP2-43750](http://www.novusbio.com/NBP2-43750)

Updated 9/25/2025 v.20.1

Earn rewards for product  
reviews and publications.

Submit a publication at [www.novusbio.com/publications](http://www.novusbio.com/publications)

Submit a review at [www.novusbio.com/reviews/destination/NBP2-43750](http://www.novusbio.com/reviews/destination/NBP2-43750)



**NBP2-43750**

SA1 Antibody (8810) - Azide and BSA Free

Product Information	
Unit Size	0.1 ml
Concentration	Concentrations vary lot to lot. See vial label for concentration. If unlisted please contact technical services.
Storage	Aliquot and store at -20C or -80C. Avoid freeze-thaw cycles.
Clonality	Monoclonal
Clone	8810
Preservative	No Preservative
Isotype	IgG2a
Purity	Protein A purified
Buffer	PBS
Target Molecular Weight	144 kDa

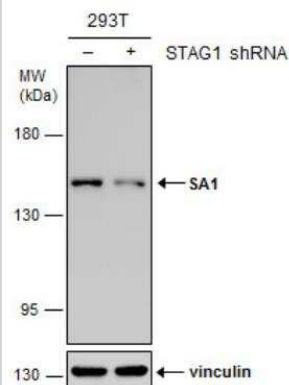
Product Description	
Description	Novus Biologicals Mouse SA1 Antibody (8810) - Azide and BSA Free (NBP2-43750) is a monoclonal antibody validated for use in WB, ICC/IF and IP. Anti-SA1 Antibody: Cited in 1 publication. All Novus Biologicals antibodies are covered by our 100% guarantee.
Host	Mouse
Gene ID	10274
Gene Symbol	STAG1
Species	Human
Reactivity Notes	Xenopus laevis (100%).
Immunogen	Carrier-protein conjugated synthetic peptide encompassing a sequence within the C-terminus region of human SA1. The exact sequence is proprietary.

Product Application Details	
Applications	Western Blot, Immunocytochemistry/ Immunofluorescence, Immunoprecipitation
Recommended Dilutions	Western Blot 1:500-1:3000, Immunocytochemistry/ Immunofluorescence 1:100-1:1000, Immunoprecipitation 1:100-1:500

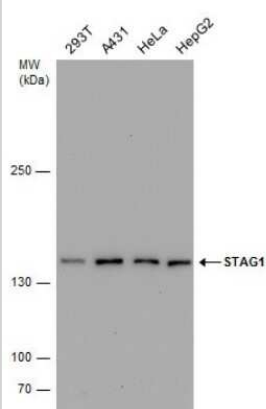


## Images

Western Blot: SA1 Antibody (8810) [NBP2-43750] - Non-transfected (-) and transfected (+) 293T whole cell extracts (30 ug) were separated by 5% SDS-PAGE, and the membrane was blotted with SA1 antibody [8810].

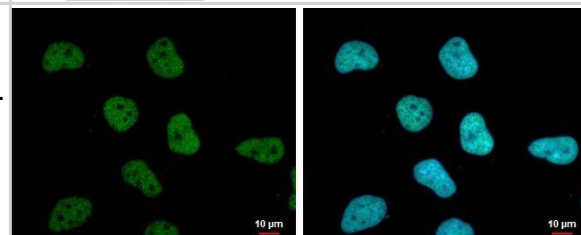


Western Blot: SA1 Antibody (8810) [NBP2-43750] - Analysis of various whole cell extracts (30 ug) were separated by 5% SDS-PAGE, and the membrane was blotted with STAG1 antibody diluted by 1:1000.



SA1 antibody [GT8810] detects SA1 protein at nucleus by immunofluorescent analysis.  
Sample: HeLa cells were fixed in 4% paraformaldehyde at RT for 15 min.

Green: SA1 protein stained by SA1 antibody [GT8810] (NBP2-43750) diluted at 1:1000.  
Blue: Hoechst 33342 staining.  
Scale bar = 10 um.



## Publications

Gilbertson SR, Zhang N, Lin KF et al. Synthesis and Evaluation of a Class of Compounds Inhibiting the Growth of Stromal Antigen 2 (STAG2)-Mutant Ewing Sarcoma Cells ChemMedChem 2022-01-11 [PMID: 35018729]



### Novus Biologicals USA

10730 E. Briarwood Avenue  
Centennial, CO 80112  
USA  
Phone: 303.730.1950  
Toll Free: 1.888.506.6887  
Fax: 303.730.1966  
nb-customerservice@bio-techne.com

### Bio-Techne Canada

21 Canmotor Ave  
Toronto, ON M8Z 4E6  
Canada  
Phone: 905.827.6400  
Toll Free: 855.668.8722  
Fax: 905.827.6402  
canada.inquires@bio-techne.com

### Bio-Techne Ltd

19 Barton Lane  
Abingdon Science Park  
Abingdon, OX14 3NB, United Kingdom  
Phone: (44) (0) 1235 529449  
Free Phone: 0800 37 34 15  
Fax: (44) (0) 1235 533420  
info.EMEA@bio-techne.com

### General Contact Information

www.novusbio.com  
Technical Support: nb-technical@bio-techne.com  
Orders: nb-customerservice@bio-techne.com  
General: novus@novusbio.com

### Products Related to NBP2-43750

---

NBP2-33376H	Blue Marker Antibody (6F4-F6) [HRP]
HAF007	Goat anti-Mouse IgG Secondary Antibody [HRP]
NB7539	Goat anti-Mouse IgG (H+L) Secondary Antibody [HRP]
NBP1-96778	Mouse IgG2a Isotype Control (M2A)

---

### Limitations

This product is for research use only and is not approved for use in humans or in clinical diagnosis. Primary Antibodies are guaranteed for 1 year from date of receipt.

For more information on our 100% guarantee, please visit [www.novusbio.com/guarantee](http://www.novusbio.com/guarantee)

Earn gift cards/discounts by submitting a review: [www.novusbio.com/reviews/submit/NBP2-43750](http://www.novusbio.com/reviews/submit/NBP2-43750)

Earn gift cards/discounts by submitting a publication using this product:  
[www.novusbio.com/publications](http://www.novusbio.com/publications)

