

Product Datasheet

Collagen XI alpha 2 Antibody (473) - Azide and BSA Free NBP2-43728

Unit Size: 0.1 ml

Aliquot and store at -20C or -80C. Avoid freeze-thaw cycles.

www.novusbio.com



technical@novusbio.com

Protocols, Publications, Related Products, Reviews, Research Tools and Images at:
www.novusbio.com/NBP2-43728

Updated 9/25/2025 v.20.1

Earn rewards for product
reviews and publications.

Submit a publication at www.novusbio.com/publications

Submit a review at www.novusbio.com/reviews/destination/NBP2-43728



NBP2-43728

Collagen XI alpha 2 Antibody (473) - Azide and BSA Free

| Product Information | |
|--------------------------------|------------------------------------------------------------------------------------------------------------------|
| Unit Size | 0.1 ml |
| Concentration | Concentrations vary lot to lot. See vial label for concentration. If unlisted please contact technical services. |
| Storage | Aliquot and store at -20C or -80C. Avoid freeze-thaw cycles. |
| Clonality | Monoclonal |
| Clone | 473 |
| Preservative | No Preservative |
| Isotype | IgG2a |
| Purity | Protein G purified |
| Buffer | PBS |
| Target Molecular Weight | 172 kDa |

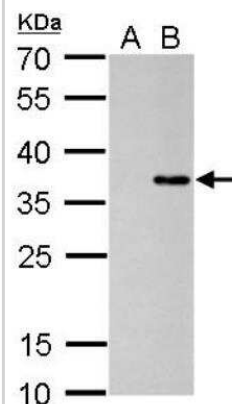
| Product Description | |
|----------------------------|-------------------------------------------------------------------------------------------------------------------------------------------------------------------------------------------------------------------------------|
| Description | Novus Biologicals Mouse Collagen XI alpha 2 Antibody (473) - Azide and BSA Free (NBP2-43728) is a monoclonal antibody validated for use in WB and ICC/IF. All Novus Biologicals antibodies are covered by our 100% guarantee. |
| Host | Mouse |
| Gene ID | 1302 |
| Gene Symbol | COL11A2 |
| Species | Human, Mouse, Rat |
| Immunogen | Recombinant protein encompassing a sequence within the N-terminus region of human Collagen XI alpha 2. The exact sequence is proprietary. |

| Product Application Details | |
|------------------------------------|---------------------------------------------------------------------------------|
| Applications | Western Blot, Immunocytochemistry/ Immunofluorescence |
| Recommended Dilutions | Western Blot 1:500-1:3000, Immunocytochemistry/ Immunofluorescence 1:100-1:1000 |

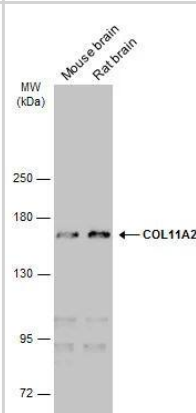


Images

Western Blot: Collagen XI alpha 2 Antibody (473) [NBP2-43728] - Analysis of A. 30 ug 293T whole cell lysate/extract B. 30 ug whole cell lysate/extract of human COL11A2-transfected 293T cells (N-terminal fragment of COL11A2 isoform 1) 12 % SDS-PAGE COL11A2 antibody [473] dilution: 1:5000

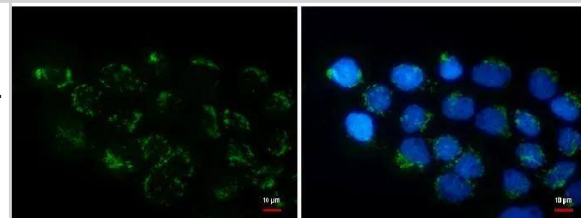


Various tissue extracts (50 ug) were separated by 5% SDS-PAGE, and the membrane was blotted with COL11A2 antibody [GT473] (NBP2-43728) diluted at 1:500. The HRP-conjugated anti-mouse IgG antibody was used to detect the primary antibody.



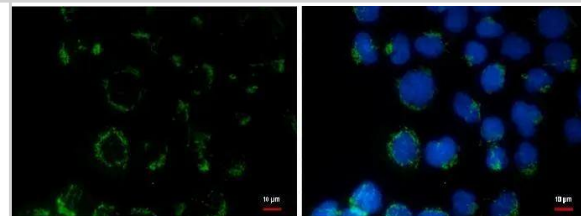
COL11A2 antibody [GT473] detects COL11A2 protein at cytoplasm by immunofluorescent analysis.

Sample: A431 cells were fixed in 4% paraformaldehyde at RT for 15 min.
Green: COL11A2 protein stained by COL11A2 antibody [GT473] (NBP2-43728) diluted at 1:500.
Blue: Hoechst 33342 staining.



COL11A2 antibody [GT473] detects COL11A2 protein at cytoplasm by immunofluorescent analysis.

Sample: A431 cells were fixed in ice-cold MeOH for 5 min.
Green: COL11A2 protein stained by COL11A2 antibody [GT473] (NBP2-43728) diluted at 1:500.
Blue: Hoechst 33342 staining.





Novus Biologicals USA

10730 E. Briarwood Avenue
Centennial, CO 80112
USA
Phone: 303.730.1950
Toll Free: 1.888.506.6887
Fax: 303.730.1966
nb-customerservice@bio-techne.com

Bio-Techne Canada

21 Canmotor Ave
Toronto, ON M8Z 4E6
Canada
Phone: 905.827.6400
Toll Free: 855.668.8722
Fax: 905.827.6402
canada.inquires@bio-techne.com

Bio-Techne Ltd

19 Barton Lane
Abingdon Science Park
Abingdon, OX14 3NB, United Kingdom
Phone: (44) (0) 1235 529449
Free Phone: 0800 37 34 15
Fax: (44) (0) 1235 533420
info.EMEA@bio-techne.com

General Contact Information

www.novusbio.com
Technical Support: nb-technical@bio-techne.com
Orders: nb-customerservice@bio-techne.com
General: novus@novusbio.com

Products Related to NBP2-43728

| | |
|-------------|----------------------------------------------------|
| NBP2-33376H | Blue Marker Antibody (6F4-F6) [HRP] |
| HAF007 | Goat anti-Mouse IgG Secondary Antibody [HRP] |
| NB7539 | Goat anti-Mouse IgG (H+L) Secondary Antibody [HRP] |
| NBP1-96778 | Mouse IgG2a Isotype Control (M2A) |

Limitations

This product is for research use only and is not approved for use in humans or in clinical diagnosis. Primary Antibodies are guaranteed for 1 year from date of receipt.

For more information on our 100% guarantee, please visit www.novusbio.com/guarantee

Earn gift cards/discounts by submitting a review: www.novusbio.com/reviews/submit/NBP2-43728

Earn gift cards/discounts by submitting a publication using this product:
www.novusbio.com/publications

