

# Product Datasheet

## TDG Antibody (1511) - Azide and BSA Free NBP2-43718

Unit Size: 0.1 ml

Aliquot and store at -20C or -80C. Avoid freeze-thaw cycles.

[www.novusbio.com](http://www.novusbio.com)



[technical@novusbio.com](mailto:technical@novusbio.com)

Protocols, Publications, Related Products, Reviews, Research Tools and Images at:  
[www.novusbio.com/NBP2-43718](http://www.novusbio.com/NBP2-43718)

Updated 9/9/2025 v.20.1

Earn rewards for product  
reviews and publications.

Submit a publication at [www.novusbio.com/publications](http://www.novusbio.com/publications)

Submit a review at [www.novusbio.com/reviews/destination/NBP2-43718](http://www.novusbio.com/reviews/destination/NBP2-43718)



**NBP2-43718**

TDG Antibody (1511) - Azide and BSA Free

Product Information	
Unit Size	0.1 ml
Concentration	Concentrations vary lot to lot. See vial label for concentration. If unlisted please contact technical services.
Storage	Aliquot and store at -20C or -80C. Avoid freeze-thaw cycles.
Clonality	Monoclonal
Clone	1511
Preservative	No Preservative
Isotype	IgG2b
Purity	Protein A purified
Buffer	PBS
Target Molecular Weight	46 kDa

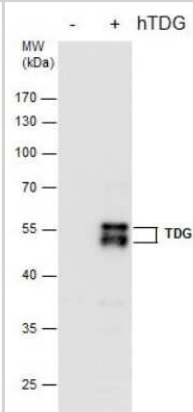
Product Description	
Description	Novus Biologicals Mouse TDG Antibody (1511) - Azide and BSA Free (NBP2-43718) is a monoclonal antibody validated for use in IHC and WB. All Novus Biologicals antibodies are covered by our 100% guarantee.
Host	Mouse
Gene ID	6996
Gene Symbol	TDG
Species	Human, Mouse, Rat
Reactivity Notes	Mouse (88%), Rat (84%),
Immunogen	Recombinant protein encompassing a sequence within the center region of human TDG. The exact sequence is proprietary.

Product Application Details	
Applications	Western Blot, Immunohistochemistry-Paraffin
Recommended Dilutions	Western Blot 1:5000-1:20000, Immunohistochemistry-Paraffin 1:100-1:1000

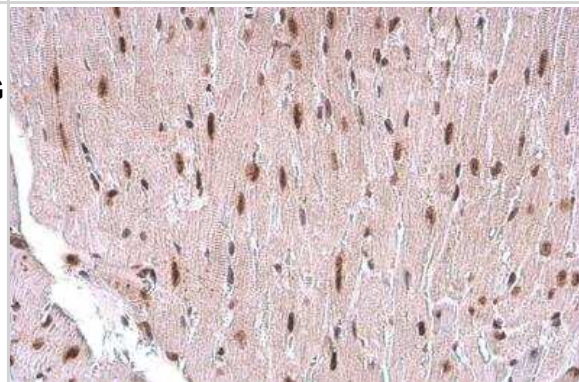


## Images

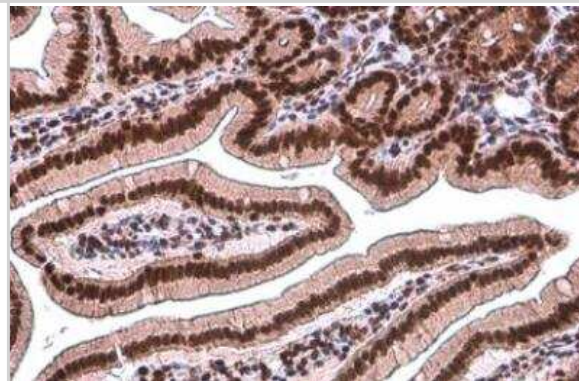
Western Blot: TDG Antibody (1511) [NBP2-43718] - Analysis of 293T mock transfected (-) or transfected with a construct expressing human TDG. 10 % SDS-PAGE TDG antibody dilution: 1:10000.



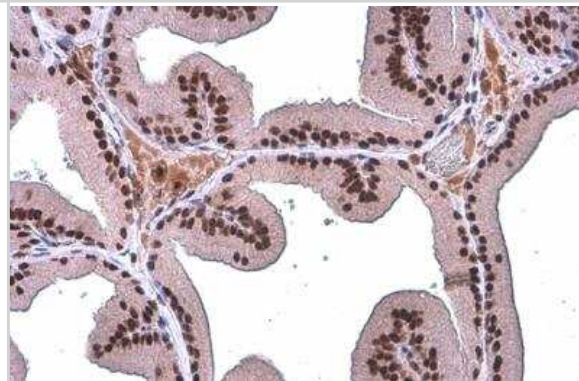
Immunohistochemistry-Paraffin: TDG Antibody (1511) [NBP2-43718] - TDG antibody detects TDG protein at nucleus by immunohistochemical analysis. Sample: Paraffin-embedded mouse heart. TDG stained by TDG antibody diluted at 1:200. Antigen Retrieval: Citrate buffer, pH 6.0, 15 min



Immunohistochemistry-Paraffin: TDG Antibody (1511) [NBP2-43718] - TDG antibody detects TDG protein at nucleus by immunohistochemical analysis. Sample: Paraffin-embedded rat intestine. TDG stained by TDG antibody diluted at 1:200. Antigen Retrieval: Citrate buffer, pH 6.0, 15 min



Immunohistochemistry-Paraffin: TDG Antibody (1511) [NBP2-43718] - TDG antibody detects TDG protein at nucleus by immunohistochemical analysis. Sample: Paraffin-embedded rat prostate. TDG stained by TDG antibody diluted at 1:200. Antigen Retrieval: Citrate buffer, pH 6.0, 15 min





### **Novus Biologicals USA**

10730 E. Briarwood Avenue  
Centennial, CO 80112  
USA  
Phone: 303.730.1950  
Toll Free: 1.888.506.6887  
Fax: 303.730.1966  
nb-customerservice@bio-techne.com

### **Bio-Techne Canada**

21 Canmotor Ave  
Toronto, ON M8Z 4E6  
Canada  
Phone: 905.827.6400  
Toll Free: 855.668.8722  
Fax: 905.827.6402  
canada.inquires@bio-techne.com

### **Bio-Techne Ltd**

19 Barton Lane  
Abingdon Science Park  
Abingdon, OX14 3NB, United Kingdom  
Phone: (44) (0) 1235 529449  
Free Phone: 0800 37 34 15  
Fax: (44) (0) 1235 533420  
info.EMEA@bio-techne.com

### **General Contact Information**

www.novusbio.com  
Technical Support: nb-technical@bio-techne.com  
Orders: nb-customerservice@bio-techne.com  
General: novus@novusbio.com

### **Products Related to NBP2-43718**

---

NBP2-33376H	Blue Marker Antibody (6F4-F6) [HRP]
HAF007	Goat anti-Mouse IgG Secondary Antibody [HRP]
NB7539	Goat anti-Mouse IgG (H+L) Secondary Antibody [HRP]
NBP2-27231	Mouse IgG2b Isotype Control (MPC-11)

---

### **Limitations**

This product is for research use only and is not approved for use in humans or in clinical diagnosis. Primary Antibodies are guaranteed for 1 year from date of receipt.

For more information on our 100% guarantee, please visit [www.novusbio.com/guarantee](http://www.novusbio.com/guarantee)

Earn gift cards/discounts by submitting a review: [www.novusbio.com/reviews/submit/NBP2-43718](http://www.novusbio.com/reviews/submit/NBP2-43718)

Earn gift cards/discounts by submitting a publication using this product:  
[www.novusbio.com/publications](http://www.novusbio.com/publications)

