

# Product Datasheet

## CYFIP2 Antibody - BSA Free

### NBP2-43685

Unit Size: 0.1 ml

Aliquot and store at -20C or -80C. Avoid freeze-thaw cycles.

[www.novusbio.com](http://www.novusbio.com)



[technical@novusbio.com](mailto:technical@novusbio.com)

Protocols, Publications, Related Products, Reviews, Research Tools and Images at:  
[www.novusbio.com/NBP2-43685](http://www.novusbio.com/NBP2-43685)

Updated 9/25/2025 v.20.1

Earn rewards for product  
reviews and publications.

Submit a publication at [www.novusbio.com/publications](http://www.novusbio.com/publications)

Submit a review at [www.novusbio.com/reviews/destination/NBP2-43685](http://www.novusbio.com/reviews/destination/NBP2-43685)



**NBP2-43685**

CYFIP2 Antibody - BSA Free

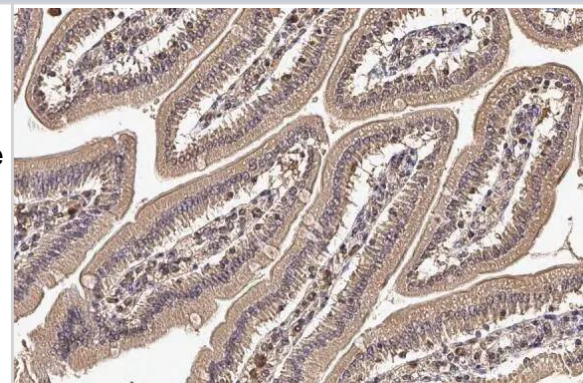
Product Information	
Unit Size	0.1 ml
Concentration	Concentrations vary lot to lot. See vial label for concentration. If unlisted please contact technical services.
Storage	Aliquot and store at -20C or -80C. Avoid freeze-thaw cycles.
Clonality	Polyclonal
Preservative	0.025% Proclin 300
Isotype	IgG
Purity	Antigen Affinity-purified
Buffer	PBS, 20% Glycerol
Target Molecular Weight	148 kDa

Product Description	
Description	Novus Biologicals Rabbit CYFIP2 Antibody - BSA Free (NBP2-43685) is a polyclonal antibody validated for use in WB. All Novus Biologicals antibodies are covered by our 100% guarantee.
Host	Rabbit
Gene ID	26999
Gene Symbol	CYFIP2
Species	Human
Immunogen	Recombinant protein encompassing a sequence within the center region of human CYFIP2. The exact sequence is proprietary.

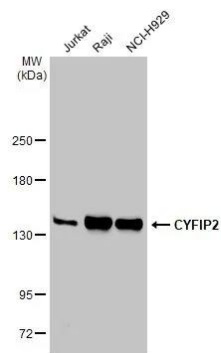
Product Application Details	
Applications	Western Blot
Recommended Dilutions	Western Blot 1:5000-1:20000

**Images**

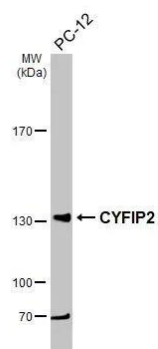
Immunohistochemistry-Paraffin: CYFIP2 Antibody [NBP2-43685] - CYFIP2 antibody [N2C1], Internal detects CYFIP2 protein at cytoplasm and nucleus by immunohistochemical analysis. Sample: Paraffin-embedded mouse duodenum. CYFIP2 stained by CYFIP2 antibody [N2C1], Internal (NBP2-43685) diluted at 1:500. Antigen Retrieval: Citrate buffer, pH 6.0, 15 min



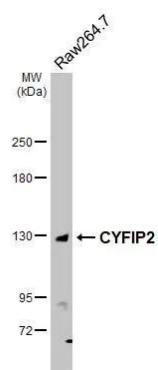
Western Blot: CYFIP2 Antibody [NBP2-43685] - Various whole cell extracts (30 ug) were separated by 5% SDS-PAGE, and the membrane was blotted with CYFIP2 antibody [N2C1], Internal (NBP2-43685) diluted at 1:10000. The HRP-conjugated anti-rabbit IgG antibody was used to detect the primary antibody.



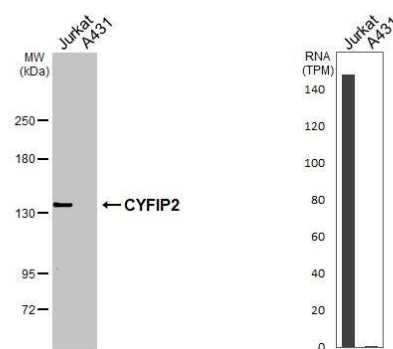
Whole cell extract (30 ug) was separated by 5% SDS-PAGE, and the membrane was blotted with CYFIP2 antibody [N2C1], Internal (NBP2-43685) diluted at 1:1000. The HRP-conjugated anti-rabbit IgG antibody was used to detect the primary antibody.



Whole cell extract (30 ug) was separated by 5% SDS-PAGE, and the membrane was blotted with CYFIP2 antibody [N2C1], Internal (NBP2-43685) diluted at 1:1000. The HRP-conjugated anti-rabbit IgG antibody was used to detect the primary antibody.



Various whole cell extracts (30 ug) were separated by 5% SDS-PAGE, and the membrane was blotted with CYFIP2 antibody [N2C1], Internal (NBP2-43685) diluted at 1:10000. The HRP-conjugated anti-rabbit IgG antibody was used to detect the primary antibody. Corresponding RNA expression data for the same cell lines are based on Human Protein Atlas program.





### **Novus Biologicals USA**

10730 E. Briarwood Avenue  
Centennial, CO 80112  
USA  
Phone: 303.730.1950  
Toll Free: 1.888.506.6887  
Fax: 303.730.1966  
nb-customerservice@bio-techne.com

### **Bio-Techne Canada**

21 Canmotor Ave  
Toronto, ON M8Z 4E6  
Canada  
Phone: 905.827.6400  
Toll Free: 855.668.8722  
Fax: 905.827.6402  
canada.inquires@bio-techne.com

### **Bio-Techne Ltd**

19 Barton Lane  
Abingdon Science Park  
Abingdon, OX14 3NB, United Kingdom  
Phone: (44) (0) 1235 529449  
Free Phone: 0800 37 34 15  
Fax: (44) (0) 1235 533420  
info.EMEA@bio-techne.com

### **General Contact Information**

www.novusbio.com  
Technical Support: nb-technical@bio-techne.com  
Orders: nb-customerservice@bio-techne.com  
General: novus@novusbio.com

### **Products Related to NBP2-43685**

---

NBP2-33376H	Blue Marker Antibody (6F4-F6) [HRP]
HAF008	Goat anti-Rabbit IgG Secondary Antibody [HRP]
NB7160	Goat anti-Rabbit IgG (H+L) Secondary Antibody [HRP]
NBP2-24891	Rabbit IgG Isotype Control

---

### **Limitations**

This product is for research use only and is not approved for use in humans or in clinical diagnosis. Primary Antibodies are guaranteed for 1 year from date of receipt.

For more information on our 100% guarantee, please visit [www.novusbio.com/guarantee](http://www.novusbio.com/guarantee)

Earn gift cards/discounts by submitting a review: [www.novusbio.com/reviews/submit/NBP2-43685](http://www.novusbio.com/reviews/submit/NBP2-43685)

Earn gift cards/discounts by submitting a publication using this product:  
[www.novusbio.com/publications](http://www.novusbio.com/publications)

