

Product Datasheet

PRMT5 Antibody (3610) - Azide and BSA Free NBP2-43678

Unit Size: 0.1 ml

Aliquot and store at -20C or -80C. Avoid freeze-thaw cycles.

www.novusbio.com



technical@novusbio.com

Protocols, Publications, Related Products, Reviews, Research Tools and Images at:
www.novusbio.com/NBP2-43678

Updated 9/9/2025 v.20.1

Earn rewards for product
reviews and publications.

Submit a publication at www.novusbio.com/publications

Submit a review at www.novusbio.com/reviews/destination/NBP2-43678



NBP2-43678

PRMT5 Antibody (3610) - Azide and BSA Free

Product Information	
Unit Size	0.1 ml
Concentration	Concentrations vary lot to lot. See vial label for concentration. If unlisted please contact technical services.
Storage	Aliquot and store at -20C or -80C. Avoid freeze-thaw cycles.
Clonality	Monoclonal
Clone	3610
Preservative	No Preservative
Isotype	IgG2a
Purity	Protein G purified
Buffer	PBS
Target Molecular Weight	73 kDa


Product Description	
Description	Novus Biologicals Mouse PRMT5 Antibody (3610) - Azide and BSA Free (NBP2-43678) is a monoclonal antibody validated for use in WB and IP. All Novus Biologicals antibodies are covered by our 100% guarantee.
Host	Mouse
Gene ID	10419
Gene Symbol	PRMT5
Species	Human, Rat
Reactivity Notes	Zebrafish (85%), Japanese medaka (86%), Xenopus laevis (91%). Please note that this antibody is reactive to Mouse and derived from the same host, Mouse. Additional Mouse on Mouse blocking steps may be required for IHC and ICC experiments. Please contact Technical Support for more information.
Immunogen	Recombinant protein encompassing a sequence within the center region of human PRMT5. The exact sequence is proprietary.

Product Application Details	
Applications	Western Blot, Immunoprecipitation
Recommended Dilutions	Western Blot 1:500-1:3000, Immunoprecipitation 1:100-1:500

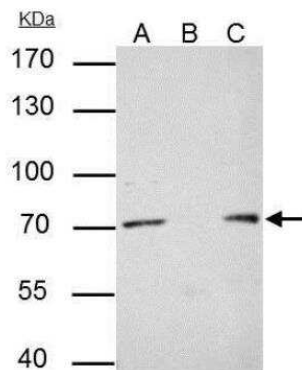


Images

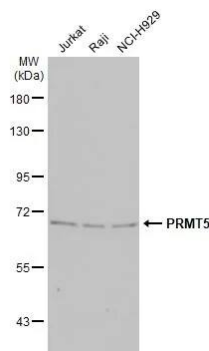
Western Blot: PRMT5 Antibody (3610) [NBP2-43678] - Analysis of A. 50 ug rat kidney lysate/extract 7.5 % SDS-PAGE PRMT5 antibody [3610] dilution: 1:1000.



Immunoprecipitation: PRMT5 Antibody (3610) [NBP2-43678] - Analysis of Raji whole cell extract A. 35 ug Raji whole cell extract B. Control with 4 ug of preimmune Rabbit IgG C. Immunoprecipitation of PRMT5 protein by 4 ug PRMT5 antibody [3610] 7.5 % SDS-PAGE The immunoprecipitated PRMT5 protein was detected by PRMT5 antibody [3610] diluted at 1:1000. [EasyBlot anti-rabbit IgG was used as a secondary reagent]



Western Blot: PRMT5 Antibody (3610) [NBP2-43678] - Various whole cell extracts (30 ug) were separated by 7.5% SDS-PAGE, and the membrane was blotted with PRMT5 antibody [GT3610] (NBP2-43678) diluted at 1:1000. The HRP-conjugated anti-mouse IgG antibody was used to detect the primary antibody, and the signal was developed with Trident ECL plus-Enhanced.





Novus Biologicals USA

10730 E. Briarwood Avenue
Centennial, CO 80112
USA
Phone: 303.730.1950
Toll Free: 1.888.506.6887
Fax: 303.730.1966
nb-customerservice@bio-techne.com

Bio-Techne Canada

21 Canmotor Ave
Toronto, ON M8Z 4E6
Canada
Phone: 905.827.6400
Toll Free: 855.668.8722
Fax: 905.827.6402
canada.inquires@bio-techne.com

Bio-Techne Ltd

19 Barton Lane
Abingdon Science Park
Abingdon, OX14 3NB, United Kingdom
Phone: (44) (0) 1235 529449
Free Phone: 0800 37 34 15
Fax: (44) (0) 1235 533420
info.EMEA@bio-techne.com

General Contact Information

www.novusbio.com
Technical Support: nb-technical@bio-techne.com
Orders: nb-customerservice@bio-techne.com
General: novus@novusbio.com

Products Related to NBP2-43678

NBP2-33376H	Blue Marker Antibody (6F4-F6) [HRP]
HAF007	Goat anti-Mouse IgG Secondary Antibody [HRP]
NB7539	Goat anti-Mouse IgG (H+L) Secondary Antibody [HRP]
NBP1-96778	Mouse IgG2a Isotype Control (M2A)

Limitations

This product is for research use only and is not approved for use in humans or in clinical diagnosis. Primary Antibodies are guaranteed for 1 year from date of receipt.

For more information on our 100% guarantee, please visit www.novusbio.com/guarantee

Earn gift cards/discounts by submitting a review: www.novusbio.com/reviews/submit/NBP2-43678

Earn gift cards/discounts by submitting a publication using this product:
www.novusbio.com/publications

