

Product Datasheet

LIN-28A Antibody (717) - Azide and BSA Free NBP2-43672

Unit Size: 0.1 ml

Aliquot and store at -20C or -80C. Avoid freeze-thaw cycles.

www.novusbio.com



technical@novusbio.com

Protocols, Publications, Related Products, Reviews, Research Tools and Images at:
www.novusbio.com/NBP2-43672

Updated 9/9/2025 v.20.1

Earn rewards for product
reviews and publications.

Submit a publication at www.novusbio.com/publications

Submit a review at www.novusbio.com/reviews/destination/NBP2-43672



NBP2-43672

LIN-28A Antibody (717) - Azide and BSA Free

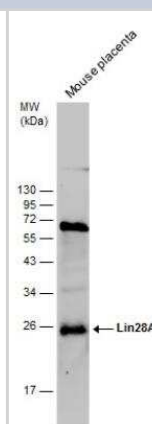
Product Information	
Unit Size	0.1 ml
Concentration	Concentrations vary lot to lot. See vial label for concentration. If unlisted please contact technical services.
Storage	Aliquot and store at -20C or -80C. Avoid freeze-thaw cycles.
Clonality	Monoclonal
Clone	717
Preservative	No Preservative
Isotype	IgG2a
Purity	Protein G purified
Buffer	PBS

Product Description	
Description	Novus Biologicals Mouse LIN-28A Antibody (717) - Azide and BSA Free (NBP2-43672) is a monoclonal antibody validated for use in IHC, WB, Flow and ICC/IF. All Novus Biologicals antibodies are covered by our 100% guarantee.
Host	Mouse
Gene ID	79727
Gene Symbol	LIN28A
Species	Human, Mouse
Immunogen	Recombinant protein encompassing a sequence within the center region of human LIN-28A. The exact sequence is proprietary.

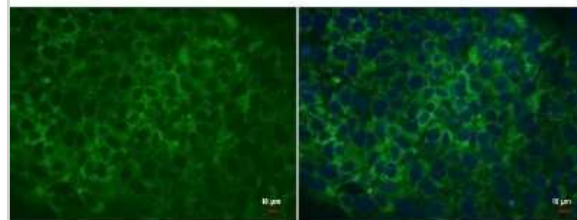
Product Application Details	
Applications	Western Blot, Immunohistochemistry-Paraffin, Flow Cytometry, Immunocytochemistry/ Immunofluorescence, Immunohistochemistry
Recommended Dilutions	Western Blot 1:500-1:3000, Flow Cytometry 1:50-1:200, Immunohistochemistry 10 - 1:500, Immunocytochemistry/ Immunofluorescence 1:100-1:1000, Immunohistochemistry-Paraffin 1:100-1:1000

Images

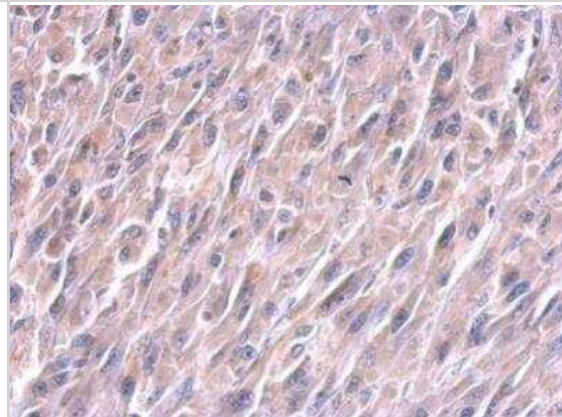
Western Blot: LIN-28A Antibody (717) [NBP2-43672] - Mouse tissue extract (50 ug) was separated by 12% SDS-PAGE, and the membrane was blotted with LIN-28A antibody diluted at 1:500.



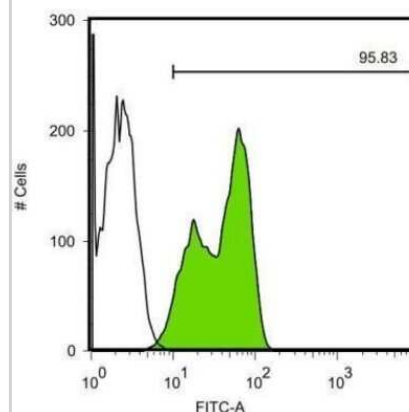
Immunocytochemistry/Immunofluorescence: LIN-28A Antibody (717) [NBP2-43672] - Analysis of human embryonic stem cell were fixed in 4% paraformaldehyde for 15 min. Green: LIN28 protein stained by LIN28 antibody diluted at 1:200. Blue: Hoechst 33342 staining. Scale bar = 10 μ m.



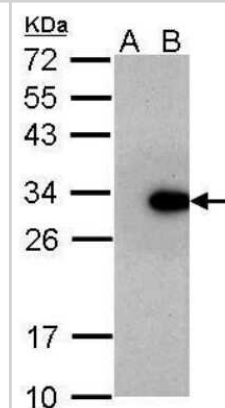
Immunohistochemistry: LIN-28A Antibody (717) [NBP2-43672] - Analysis of U87 xenograft. Lin28A antibody dilution: 1:100.



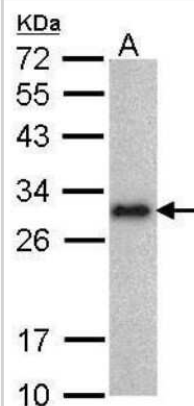
Flow Cytometry: LIN-28A Antibody (717) [NBP2-43672] - Analysis of Human embryonic stem cells Black: Isotype control dilution: 1:50 Green: Lin28A antibody [717] dilution: 1:50



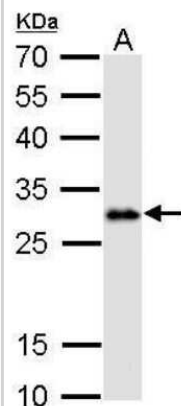
Western Blot: LIN-28A Antibody (717) [NBP2-43672] - Analysis of 30 μ g whole cell lysate. A: Non-transfected HeLa lysates B: LIN28 transfected HeLa lysates 12% SDS PAGE diluted at 1:1000.



Western Blot: LIN-28A Antibody (717) [NBP2-43672] - Analysis of 30 ug whole cell lysate. A: NT2D1 12% SDS PAGE diluted at 1:1000. .



Western Blot: LIN-28A Antibody (717) [NBP2-43672] - Analysis of A. 30 ug human ESC whole cell lysate/extract 12 % SDS-PAGE Lin28A antibody [717] dilution: 1:1000





Novus Biologicals USA

10730 E. Briarwood Avenue
Centennial, CO 80112
USA
Phone: 303.730.1950
Toll Free: 1.888.506.6887
Fax: 303.730.1966
nb-customerservice@bio-techne.com

Bio-Techne Canada

21 Canmotor Ave
Toronto, ON M8Z 4E6
Canada
Phone: 905.827.6400
Toll Free: 855.668.8722
Fax: 905.827.6402
canada.inquires@bio-techne.com

Bio-Techne Ltd

19 Barton Lane
Abingdon Science Park
Abingdon, OX14 3NB, United Kingdom
Phone: (44) (0) 1235 529449
Free Phone: 0800 37 34 15
Fax: (44) (0) 1235 533420
info.EMEA@bio-techne.com

General Contact Information

www.novusbio.com
Technical Support: nb-technical@bio-techne.com
Orders: nb-customerservice@bio-techne.com
General: novus@novusbio.com

Products Related to NBP2-43672

NBP2-33376H	Blue Marker Antibody (6F4-F6) [HRP]
HAF007	Goat anti-Mouse IgG Secondary Antibody [HRP]
NB7539	Goat anti-Mouse IgG (H+L) Secondary Antibody [HRP]
NBP1-96778	Mouse IgG2a Isotype Control (M2A)

Limitations

This product is for research use only and is not approved for use in humans or in clinical diagnosis. Primary Antibodies are guaranteed for 1 year from date of receipt.

For more information on our 100% guarantee, please visit www.novusbio.com/guarantee

Earn gift cards/discounts by submitting a review: www.novusbio.com/reviews/submit/NBP2-43672

Earn gift cards/discounts by submitting a publication using this product:
www.novusbio.com/publications

