

Product Datasheet

MIS/AMH Antibody - BSA Free NBP2-43670

Unit Size: 0.1 ml

Aliquot and store at -20C or -80C. Avoid freeze-thaw cycles.

www.novusbio.com



technical@novusbio.com

Publications: 1

Protocols, Publications, Related Products, Reviews, Research Tools and Images at:
www.novusbio.com/NBP2-43670

Updated 9/30/2025 v.20.1

Earn rewards for product
reviews and publications.

Submit a publication at www.novusbio.com/publications

Submit a review at www.novusbio.com/reviews/destination/NBP2-43670



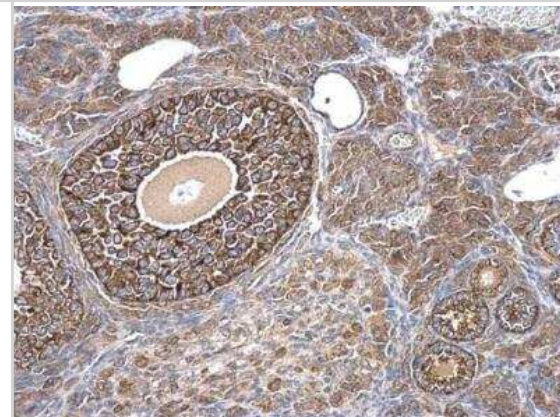
NBP2-43670

MIS/AMH Antibody - BSA Free

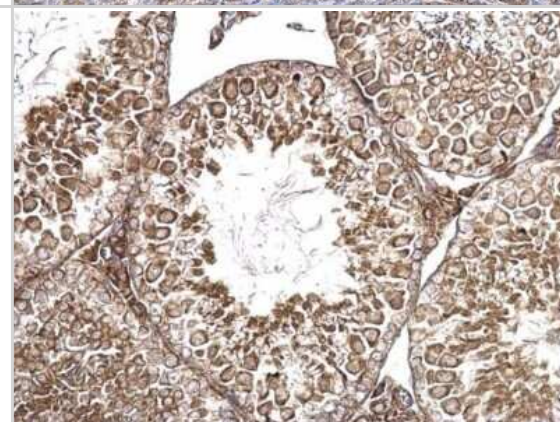
Product Information	
Unit Size	0.1 ml
Concentration	Concentrations vary lot to lot. See vial label for concentration. If unlisted please contact technical services.
Storage	Aliquot and store at -20C or -80C. Avoid freeze-thaw cycles.
Clonality	Polyclonal
Preservative	0.025% Proclin 300
Isotype	IgG
Purity	Antigen Affinity-purified
Buffer	PBS, 20% Glycerol
Target Molecular Weight	59 kDa
Product Description	
Description	Novus Biologicals Rabbit MIS/AMH Antibody - BSA Free (NBP2-43670) is a polyclonal antibody validated for use in IHC, WB and ICC/IF. Anti-MIS/AMH Antibody: Cited in 1 publication. All Novus Biologicals antibodies are covered by our 100% guarantee.
Host	Rabbit
Gene ID	268
Gene Symbol	AMH
Species	Human, Mouse, Feline
Reactivity Notes	Cat (100%).
Immunogen	Recombinant protein encompassing a sequence within the C-terminus region of human MIS/AMH. The exact sequence is proprietary.
Product Application Details	
Applications	Western Blot, Immunohistochemistry-Paraffin, Immunocytochemistry/Immunofluorescence, Immunohistochemistry
Recommended Dilutions	Western Blot 1:500-1:3000, Immunohistochemistry 1:100-1:1000, Immunocytochemistry/ Immunofluorescence 1:100-1:1000, Immunohistochemistry-Paraffin 1:100-1:1000

Images


Immunohistochemistry-Paraffin: MIS/AMH Antibody [NBP2-43670] - Mouse ovary. AMH antibody dilution: 1:500. Antigen Retrieval: Trilogy™ (EDTA based, pH 8.0) buffer, 15min.



Immunohistochemistry-Paraffin: MIS/AMH Antibody [NBP2-43670] - Mouse testis. AMH antibody dilution: 1:500. Antigen Retrieval: Trilogy™ (EDTA based, pH 8.0) buffer, 15min.



Western Blot: MIS/AMH Antibody [NBP2-43670] - Whole cell extract (30 ug) was separated by 7.5% SDS-PAGE, and the membrane was blotted with MIS/AMH antibody (NBP2-43670) diluted at 1:2500. The HRP-conjugated anti-rabbit IgG antibody was used to detect the primary antibody.

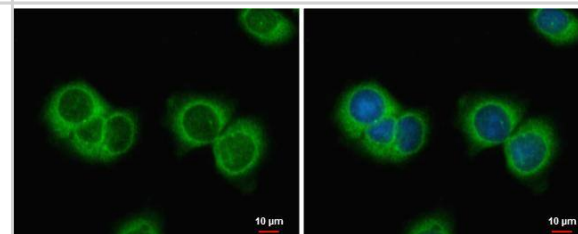


AMH antibody detects AMH protein at cytoplasm by immunofluorescent analysis.

Sample: MCF-7 cells were fixed in ice-cold MeOH for 5 min.

Green: AMH protein stained by AMH antibody (NBP2-43670) diluted at 1:500.

Blue: Hoechst 33342 staining.



Publications

Ibtisham F, Cham TC, Fayaz MA, Honaramooz A Effects of Growth Factors on In Vitro Culture of Neonatal Piglet Testicular Tissue Fragments Cells 2023-09-08 [PMID: 37759457] (Immunohistochemistry-Paraffin, Porcine)



Novus Biologicals USA

10730 E. Briarwood Avenue
Centennial, CO 80112
USA
Phone: 303.730.1950
Toll Free: 1.888.506.6887
Fax: 303.730.1966
nb-customerservice@bio-techne.com

Bio-Techne Canada

21 Canmotor Ave
Toronto, ON M8Z 4E6
Canada
Phone: 905.827.6400
Toll Free: 855.668.8722
Fax: 905.827.6402
canada.inquires@bio-techne.com

Bio-Techne Ltd

19 Barton Lane
Abingdon Science Park
Abingdon, OX14 3NB, United Kingdom
Phone: (44) (0) 1235 529449
Free Phone: 0800 37 34 15
Fax: (44) (0) 1235 533420
info.EMEA@bio-techne.com

General Contact Information

www.novusbio.com
Technical Support: nb-technical@bio-techne.com
Orders: nb-customerservice@bio-techne.com
General: novus@novusbio.com

Products Related to NBP2-43670

NBP2-33376H	Blue Marker Antibody (6F4-F6) [HRP]
HAF008	Goat anti-Rabbit IgG Secondary Antibody [HRP]
NB7160	Goat anti-Rabbit IgG (H+L) Secondary Antibody [HRP]
NBP2-24891	Rabbit IgG Isotype Control

Limitations

This product is for research use only and is not approved for use in humans or in clinical diagnosis. Primary Antibodies are guaranteed for 1 year from date of receipt.

For more information on our 100% guarantee, please visit www.novusbio.com/guarantee

Earn gift cards/discounts by submitting a review: www.novusbio.com/reviews/submit/NBP2-43670

Earn gift cards/discounts by submitting a publication using this product:
www.novusbio.com/publications

