

# Product Datasheet

## ME1 Antibody (15611) - Azide and BSA Free NBP2-43669

Unit Size: 0.1 ml

Aliquot and store at -20C or -80C. Avoid freeze-thaw cycles.

[www.novusbio.com](http://www.novusbio.com)



[technical@novusbio.com](mailto:technical@novusbio.com)

Protocols, Publications, Related Products, Reviews, Research Tools and Images at:  
[www.novusbio.com/NBP2-43669](http://www.novusbio.com/NBP2-43669)

Updated 9/9/2025 v.20.1

Earn rewards for product  
reviews and publications.

Submit a publication at [www.novusbio.com/publications](http://www.novusbio.com/publications)

Submit a review at [www.novusbio.com/reviews/destination/NBP2-43669](http://www.novusbio.com/reviews/destination/NBP2-43669)



**NBP2-43669**

ME1 Antibody (15611) - Azide and BSA Free

Product Information	
<b>Unit Size</b>	0.1 ml
<b>Concentration</b>	Concentrations vary lot to lot. See vial label for concentration. If unlisted please contact technical services.
<b>Storage</b>	Aliquot and store at -20C or -80C. Avoid freeze-thaw cycles.
<b>Clonality</b>	Monoclonal
<b>Clone</b>	15611
<b>Preservative</b>	No Preservative
<b>Isotype</b>	IgG2a
<b>Purity</b>	Protein A purified
<b>Buffer</b>	PBS
<b>Target Molecular Weight</b>	64 kDa

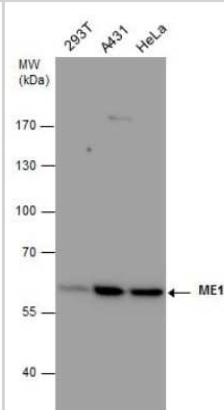
Product Description	
<b>Description</b>	Novus Biologicals Mouse ME1 Antibody (15611) - Azide and BSA Free (NBP2-43669) is a monoclonal antibody validated for use in IHC and WB. All Novus Biologicals antibodies are covered by our 100% guarantee.
<b>Host</b>	Mouse
<b>Gene ID</b>	4199
<b>Gene Symbol</b>	ME1
<b>Species</b>	Human, Mouse
<b>Reactivity Notes</b>	Chicken (80%).
<b>Immunogen</b>	Recombinant protein encompassing a sequence within the center region of human ME1. The exact sequence is proprietary.

Product Application Details	
<b>Applications</b>	Western Blot, Immunohistochemistry-Paraffin, Immunohistochemistry, Immunohistochemistry-Frozen
<b>Recommended Dilutions</b>	Western Blot 1:500-1:3000, Immunohistochemistry 1:100-1:1000, Immunohistochemistry-Paraffin 1:100-1:1000, Immunohistochemistry-Frozen 1:100-1:1000

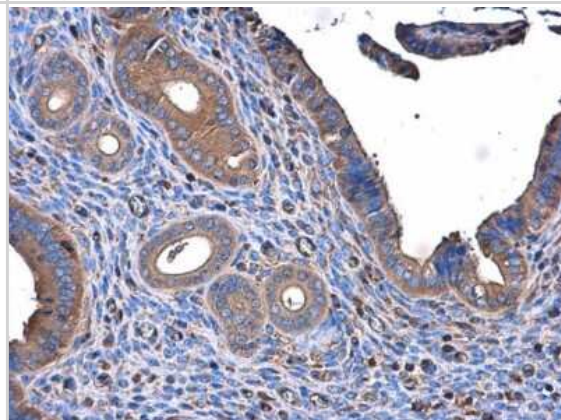


## Images

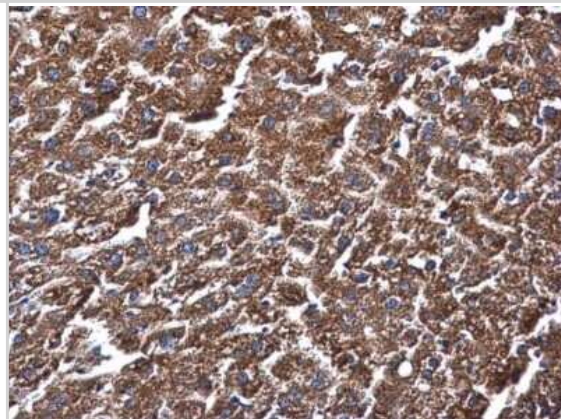
Western Blot: ME1 Antibody (15611) [NBP2-43669] - Analysis of various whole cell extracts (30 ug) were separated by 7.5% SDS-PAGE, and the membrane was blotted with ME1 antibody diluted at a dilution of 1:1000.




Immunohistochemistry-Paraffin: ME1 Antibody (15611) [NBP2-43669] - Analysis of mouse cervix. ME1 antibody [15611] diluted at 1:500.



Immunohistochemistry-Paraffin: ME1 Antibody (15611) [NBP2-43669] - Analysis of mouse liver. ME1 antibody [15611] diluted at 1:500.



Non-transfected (-) and transfected (+) HeLa whole cell extracts (30 ug) were separated by 7.5% SDS-PAGE, and the membrane was blotted with ME1 antibody [GT15611] (NBP2-43669) diluted at 1:1000.





### **Novus Biologicals USA**

10730 E. Briarwood Avenue  
Centennial, CO 80112  
USA  
Phone: 303.730.1950  
Toll Free: 1.888.506.6887  
Fax: 303.730.1966  
nb-customerservice@bio-techne.com

### **Bio-Techne Canada**

21 Canmotor Ave  
Toronto, ON M8Z 4E6  
Canada  
Phone: 905.827.6400  
Toll Free: 855.668.8722  
Fax: 905.827.6402  
canada.inquires@bio-techne.com

### **Bio-Techne Ltd**

19 Barton Lane  
Abingdon Science Park  
Abingdon, OX14 3NB, United Kingdom  
Phone: (44) (0) 1235 529449  
Free Phone: 0800 37 34 15  
Fax: (44) (0) 1235 533420  
info.EMEA@bio-techne.com

### **General Contact Information**

www.novusbio.com  
Technical Support: nb-technical@bio-techne.com  
Orders: nb-customerservice@bio-techne.com  
General: novus@novusbio.com

### **Products Related to NBP2-43669**

---

NBP2-33376H	Blue Marker Antibody (6F4-F6) [HRP]
HAF007	Goat anti-Mouse IgG Secondary Antibody [HRP]
NB7539	Goat anti-Mouse IgG (H+L) Secondary Antibody [HRP]
NBP1-96778	Mouse IgG2a Isotype Control (M2A)

---

### **Limitations**

This product is for research use only and is not approved for use in humans or in clinical diagnosis. Primary Antibodies are guaranteed for 1 year from date of receipt.

For more information on our 100% guarantee, please visit [www.novusbio.com/guarantee](http://www.novusbio.com/guarantee)

Earn gift cards/discounts by submitting a review: [www.novusbio.com/reviews/submit/NBP2-43669](http://www.novusbio.com/reviews/submit/NBP2-43669)

Earn gift cards/discounts by submitting a publication using this product:  
[www.novusbio.com/publications](http://www.novusbio.com/publications)

