

Product Datasheet

TOR/mTOR Antibody (6611) - Azide and BSA Free NBP2-43658

Unit Size: 0.1 ml

Aliquot and store at -20C or -80C. Avoid freeze-thaw cycles.

www.novusbio.com



technical@novusbio.com

Protocols, Publications, Related Products, Reviews, Research Tools and Images at:
www.novusbio.com/NBP2-43658

Updated 9/25/2025 v.20.1

Earn rewards for product
reviews and publications.

Submit a publication at www.novusbio.com/publications

Submit a review at www.novusbio.com/reviews/destination/NBP2-43658



NBP2-43658

TOR/mTOR Antibody (6611) - Azide and BSA Free

Product Information	
Unit Size	0.1 ml
Concentration	Concentrations vary lot to lot. See vial label for concentration. If unlisted please contact technical services.
Storage	Aliquot and store at -20C or -80C. Avoid freeze-thaw cycles.
Clonality	Monoclonal
Clone	6611
Preservative	No Preservative
Isotype	IgG2a
Purity	Protein G purified
Buffer	PBS
Target Molecular Weight	289 kDa

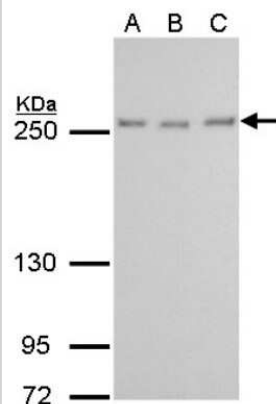
Product Description	
Description	Novus Biologicals Mouse TOR/mTOR Antibody (6611) - Azide and BSA Free (NBP2-43658) is a monoclonal antibody validated for use in WB and ICC/IF. All Novus Biologicals antibodies are covered by our 100% guarantee.
Host	Mouse
Gene ID	2475
Gene Symbol	MTOR
Species	Human
Immunogen	Recombinant protein encompassing a sequence within the C-terminus region of human TOR/mTOR. The exact sequence is proprietary.

Product Application Details	
Applications	Western Blot, Immunocytochemistry/ Immunofluorescence
Recommended Dilutions	Western Blot 1:500-1:3000, Immunocytochemistry/ Immunofluorescence 1:100-1:1000

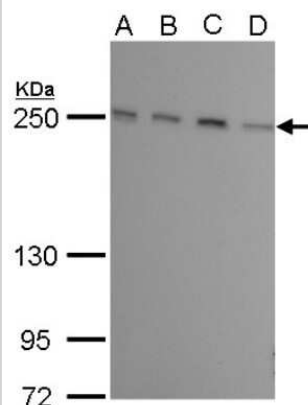


Images

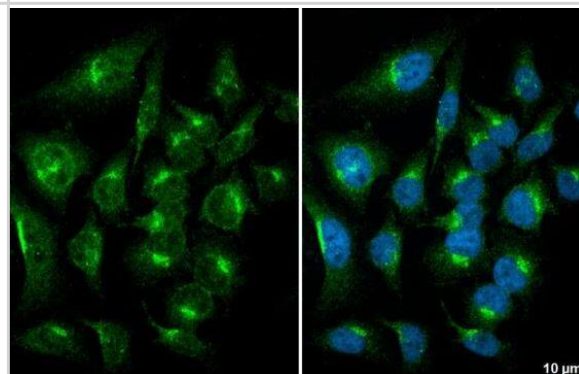
Western Blot: TOR/mTOR Antibody (6611) [NBP2-43658] - Analysis of A Jurkat whole cell lysate/extract B Raji C NCI-H929 whole cell lysate/extract 5 % SDS-PAGE mTOR antibody [6611] dilution: 1:1000.



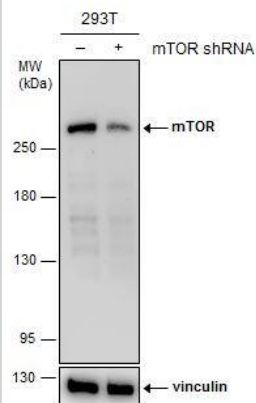
Western Blot: TOR/mTOR Antibody (6611) [NBP2-43658] - Analysis of A. 30 ug 293T whole cell lysate/extract B. 30 ug A431 whole cell lysate/extract C. 30 ug HeLa whole cell lysate/extract D. 30 ug HepG2 whole cell lysate/extract 5 % SDS-PAGE mTOR antibody [6611] dilution: 1:500



TOR/mTOR Antibody (6611) [NBP2-43658] -HeLa cells were fixed in 4% paraformaldehyde at RT for 15 min. Green: mTOR stained by mTOR antibody [6611] diluted at 1:500. Blue: Fluoroshield with DAPI.



Non-transfected (-) and transfected (+) 293T whole cell extracts (30 ug) were separated by 5% SDS-PAGE, and the membrane was blotted with mTOR antibody [GT6611] (NBP2-43658) diluted at 1:500.





Novus Biologicals USA

10730 E. Briarwood Avenue
Centennial, CO 80112
USA
Phone: 303.730.1950
Toll Free: 1.888.506.6887
Fax: 303.730.1966
nb-customerservice@bio-techne.com

Bio-Techne Canada

21 Canmotor Ave
Toronto, ON M8Z 4E6
Canada
Phone: 905.827.6400
Toll Free: 855.668.8722
Fax: 905.827.6402
canada.inquires@bio-techne.com

Bio-Techne Ltd

19 Barton Lane
Abingdon Science Park
Abingdon, OX14 3NB, United Kingdom
Phone: (44) (0) 1235 529449
Free Phone: 0800 37 34 15
Fax: (44) (0) 1235 533420
info.EMEA@bio-techne.com

General Contact Information

www.novusbio.com
Technical Support: nb-technical@bio-techne.com
Orders: nb-customerservice@bio-techne.com
General: novus@novusbio.com

Products Related to NBP2-43658

NBP2-33376H	Blue Marker Antibody (6F4-F6) [HRP]
HAF007	Goat anti-Mouse IgG Secondary Antibody [HRP]
NB7539	Goat anti-Mouse IgG (H+L) Secondary Antibody [HRP]
NBP1-96778	Mouse IgG2a Isotype Control (M2A)

Limitations

This product is for research use only and is not approved for use in humans or in clinical diagnosis. Primary Antibodies are guaranteed for 1 year from date of receipt.

For more information on our 100% guarantee, please visit www.novusbio.com/guarantee

Earn gift cards/discounts by submitting a review: www.novusbio.com/reviews/submit/NBP2-43658

Earn gift cards/discounts by submitting a publication using this product:
www.novusbio.com/publications

