

# Product Datasheet

## ARID1A Antibody (3611) - Azide and BSA Free NBP2-43566

Unit Size: 0.1 ml

Aliquot and store at -20C or -80C. Avoid freeze-thaw cycles.

[www.novusbio.com](http://www.novusbio.com)



[technical@novusbio.com](mailto:technical@novusbio.com)

Protocols, Publications, Related Products, Reviews, Research Tools and Images at:  
[www.novusbio.com/NBP2-43566](http://www.novusbio.com/NBP2-43566)

Updated 12/1/2025 v.20.1

Earn rewards for product  
reviews and publications.

Submit a publication at [www.novusbio.com/publications](http://www.novusbio.com/publications)

Submit a review at [www.novusbio.com/reviews/destination/NBP2-43566](http://www.novusbio.com/reviews/destination/NBP2-43566)



**NBP2-43566**

ARID1A Antibody (3611) - Azide and BSA Free

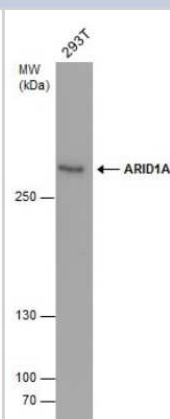
Product Information	
<b>Unit Size</b>	0.1 ml
<b>Concentration</b>	Concentrations vary lot to lot. See vial label for concentration. If unlisted please contact technical services.
<b>Storage</b>	Aliquot and store at -20C or -80C. Avoid freeze-thaw cycles.
<b>Clonality</b>	Monoclonal
<b>Clone</b>	3611
<b>Preservative</b>	No Preservative
<b>Isotype</b>	IgG1
<b>Purity</b>	Protein G purified
<b>Buffer</b>	PBS
<b>Target Molecular Weight</b>	242 kDa

Product Description	
<b>Description</b>	Novus Biologicals Mouse ARID1A Antibody (3611) - Azide and BSA Free (NBP2-43566) is a monoclonal antibody validated for use in IHC, WB and ICC/IF. All Novus Biologicals antibodies are covered by our 100% guarantee.
<b>Host</b>	Mouse
<b>Gene ID</b>	8289
<b>Gene Symbol</b>	ARID1A
<b>Species</b>	Human, Mouse
<b>Reactivity Notes</b>	Rat (81%), Bovine (84%).
<b>Immunogen</b>	Recombinant protein encompassing a sequence within the C-terminus region of human ARID1A. The exact sequence is proprietary.

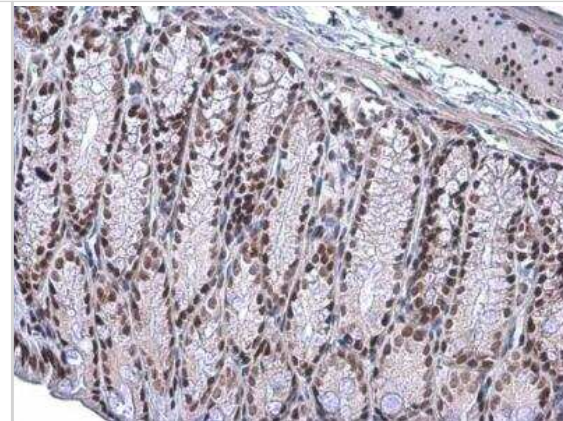
Product Application Details	
<b>Applications</b>	Western Blot, Immunohistochemistry-Paraffin, Immunocytochemistry/Immunofluorescence, Immunohistochemistry
<b>Recommended Dilutions</b>	Western Blot 1:500-1:3000, Immunohistochemistry 1:100-1:1000, Immunocytochemistry/ Immunofluorescence 1:100-1:1000, Immunohistochemistry-Paraffin 1:100-1:1000

**Images**

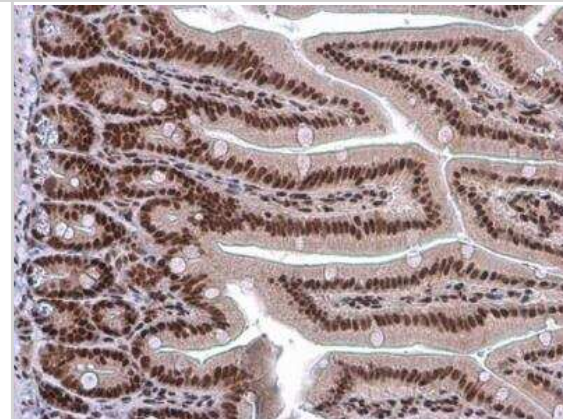
Western Blot: ARID1A Antibody (3611) [NBP2-43566] - Analysis of whole cell extracts (30 ug) was separated by 5% SDS-PAGE, and the membrane was blotted with ARID1A antibody [3611] at a dilution of 1:500.



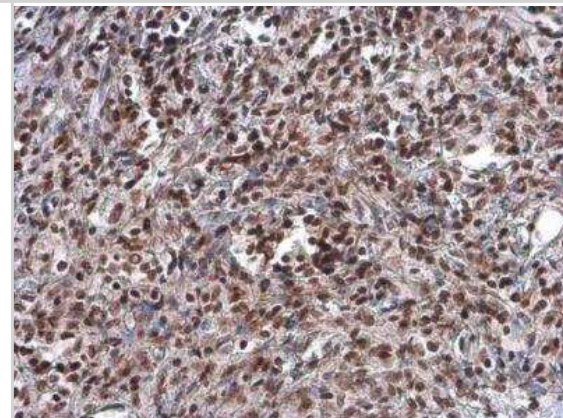
Immunohistochemistry-Paraffin: ARID1A Antibody (3611) [NBP2-43566]  
 - Mouse colon. ARID1A stained by ARID1A antibody [3611] diluted at  
 1:200. Antigen Retrieval: Citrate buffer, pH 6.0, 15 min



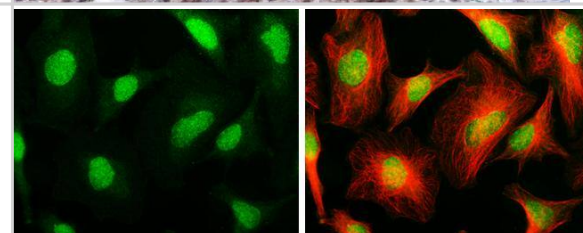
Immunohistochemistry-Paraffin: ARID1A Antibody (3611) [NBP2-43566]  
 - Mouse intestine. ARID1A stained by ARID1A antibody [3611] diluted at  
 1:200. Antigen Retrieval: Citrate buffer, pH 6.0, 15 min



Immunohistochemistry-Paraffin: ARID1A Antibody (3611) [NBP2-43566]  
 - Human lung cancer. ARID1A stained by ARID1A antibody [3611]  
 diluted at 1:200. Antigen Retrieval: Citrate buffer, pH 6.0, 15 min



ARID1A antibody [GT3611] detects ARID1A protein at nucleus by  
 immunofluorescent analysis. Sample: HeLa cells were fixed in ice-cold  
 MeOH for 5 min. Green: ARID1A stained by ARID1A antibody [GT3611]  
 (NBP2-43566) diluted at 1:200. Red: alpha Tubulin 4a, a cytoskeleton  
 marker, stained by alpha Tubulin 4a antibody diluted at 1:500.





### **Novus Biologicals USA**

10730 E. Briarwood Avenue  
Centennial, CO 80112  
USA  
Phone: 303.730.1950  
Toll Free: 1.888.506.6887  
Fax: 303.730.1966  
nb-customerservice@bio-techne.com

### **Bio-Techne Canada**

21 Canmotor Ave  
Toronto, ON M8Z 4E6  
Canada  
Phone: 905.827.6400  
Toll Free: 855.668.8722  
Fax: 905.827.6402  
canada.inquires@bio-techne.com

### **Bio-Techne Ltd**

19 Barton Lane  
Abingdon Science Park  
Abingdon, OX14 3NB, United Kingdom  
Phone: (44) (0) 1235 529449  
Free Phone: 0800 37 34 15  
Fax: (44) (0) 1235 533420  
info.EMEA@bio-techne.com

### **General Contact Information**

www.novusbio.com  
Technical Support: nb-technical@bio-techne.com  
Orders: nb-customerservice@bio-techne.com  
General: novus@novusbio.com

### **Products Related to NBP2-43566**

---

NBP2-33376H	Blue Marker Antibody (6F4-F6) [HRP]
HAF007	Goat anti-Mouse IgG Secondary Antibody [HRP]
NB7539	Goat anti-Mouse IgG (H+L) Secondary Antibody [HRP]
NBP1-97005-0.5mg	Mouse IgG1 Isotype Control (MG1)

---

### **Limitations**

This product is for research use only and is not approved for use in humans or in clinical diagnosis. Primary Antibodies are guaranteed for 1 year from date of receipt.

For more information on our 100% guarantee, please visit [www.novusbio.com/guarantee](http://www.novusbio.com/guarantee)

Earn gift cards/discounts by submitting a review: [www.novusbio.com/reviews/submit/NBP2-43566](http://www.novusbio.com/reviews/submit/NBP2-43566)

Earn gift cards/discounts by submitting a publication using this product:  
[www.novusbio.com/publications](http://www.novusbio.com/publications)

