

Product Datasheet

DNA Polymerase delta, catalytic subunit Antibody (6196) - Azide and BSA Free NBP2-43556

Unit Size: 100 ul

Store at 4C short term. Aliquot and store at -20C long term. Avoid freeze-thaw cycles.

www.novusbio.com



technical@novusbio.com


Protocols, Publications, Related Products, Reviews, Research Tools and Images at:
www.novusbio.com/NBP2-43556

Updated 9/9/2025 v.20.1

Earn rewards for product
reviews and publications.

Submit a publication at www.novusbio.com/publications

Submit a review at www.novusbio.com/reviews/destination/NBP2-43556



NBP2-43556

DNA Polymerase delta, catalytic subunit Antibody (6196) - Azide and BSA Free

Product Information	
Unit Size	100 ul
Concentration	Concentrations vary lot to lot. See vial label for concentration. If unlisted please contact technical services.
Storage	Store at 4C short term. Aliquot and store at -20C long term. Avoid freeze-thaw cycles.
Clonality	Monoclonal
Clone	6196
Preservative	No Preservative
Isotype	IgG1
Purity	Protein G purified
Buffer	PBS
Target Molecular Weight	124 kDa


Product Description	
Description	Novus Biologicals Mouse DNA Polymerase delta, catalytic subunit Antibody (6196) - Azide and BSA Free (NBP2-43556) is a monoclonal antibody validated for use in IHC and WB. All Novus Biologicals antibodies are covered by our 100% guarantee.
Host	Mouse
Gene ID	5424
Gene Symbol	POLD1
Species	Human
Immunogen	Recombinant protein encoding amino acids 1-140 of the large subunit of human DNA polymerase d.

Product Application Details	
Applications	Western Blot, Immunohistochemistry-Paraffin, Immunohistochemistry
Recommended Dilutions	Western Blot 1:500-1:3000, Immunohistochemistry, Immunohistochemistry-Paraffin



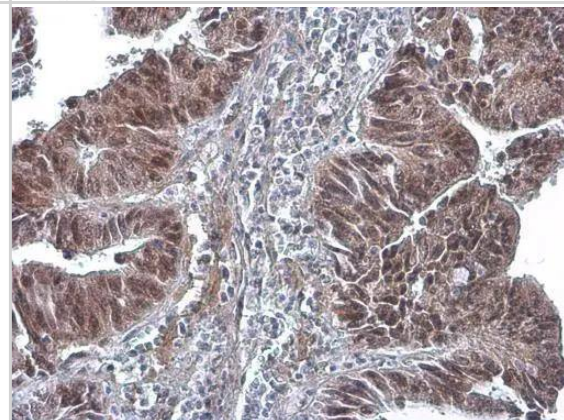
Images

Whole cell extract (30 ug) was separated by 5% SDS-PAGE, and the membrane was blotted with DNA polymerase delta antibody [6196] (NBP2-43556) diluted at 1:1000.



DNA polymerase delta antibody [6196] detects DNA polymerase delta protein at cytoplasm and nucleus by immunohistochemical analysis. Sample: Paraffin-embedded human colon cancer. DNA polymerase delta stained by DNA polymerase delta antibody [6196] (NBP2-43556) diluted at 1:200.

Antigen Retrieval: Citrate buffer, pH 6.0, 15 min





Novus Biologicals USA

10730 E. Briarwood Avenue
Centennial, CO 80112
USA
Phone: 303.730.1950
Toll Free: 1.888.506.6887
Fax: 303.730.1966
nb-customerservice@bio-techne.com

Bio-Techne Canada

21 Canmotor Ave
Toronto, ON M8Z 4E6
Canada
Phone: 905.827.6400
Toll Free: 855.668.8722
Fax: 905.827.6402
canada.inquires@bio-techne.com

Bio-Techne Ltd

19 Barton Lane
Abingdon Science Park
Abingdon, OX14 3NB, United Kingdom
Phone: (44) (0) 1235 529449
Free Phone: 0800 37 34 15
Fax: (44) (0) 1235 533420
info.EMEA@bio-techne.com

General Contact Information

www.novusbio.com
Technical Support: nb-technical@bio-techne.com
Orders: nb-customerservice@bio-techne.com
General: novus@novusbio.com

Products Related to NBP2-43556

NBP2-33376H	Blue Marker Antibody (6F4-F6) [HRP]
HAF007	Goat anti-Mouse IgG Secondary Antibody [HRP]
NB7539	Goat anti-Mouse IgG (H+L) Secondary Antibody [HRP]
NBP1-97005-0.5mg	Mouse IgG1 Isotype Control (MG1)

Limitations

This product is for research use only and is not approved for use in humans or in clinical diagnosis. Primary Antibodies are guaranteed for 1 year from date of receipt.

For more information on our 100% guarantee, please visit www.novusbio.com/guarantee

Earn gift cards/discounts by submitting a review: www.novusbio.com/reviews/submit/NBP2-43556

Earn gift cards/discounts by submitting a publication using this product:
www.novusbio.com/publications

