

# Product Datasheet

## ROCK1 Antibody (464) - Azide and BSA Free NBP2-42918

Unit Size: 0.1 ml

Aliquot and store at -20C or -80C. Avoid freeze-thaw cycles.

[www.novusbio.com](http://www.novusbio.com)



[technical@novusbio.com](mailto:technical@novusbio.com)

Protocols, Publications, Related Products, Reviews, Research Tools and Images at:  
[www.novusbio.com/NBP2-42918](http://www.novusbio.com/NBP2-42918)

Updated 9/9/2025 v.20.1

Earn rewards for product  
reviews and publications.

Submit a publication at [www.novusbio.com/publications](http://www.novusbio.com/publications)

Submit a review at [www.novusbio.com/reviews/destination/NBP2-42918](http://www.novusbio.com/reviews/destination/NBP2-42918)



**NBP2-42918**

ROCK1 Antibody (464) - Azide and BSA Free

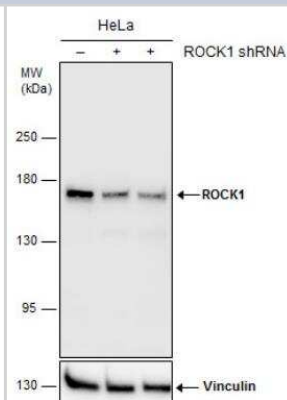
Product Information	
Unit Size	0.1 ml
Concentration	Concentrations vary lot to lot. See vial label for concentration. If unlisted please contact technical services.
Storage	Aliquot and store at -20C or -80C. Avoid freeze-thaw cycles.
Clonality	Monoclonal
Clone	464
Preservative	No Preservative
Isotype	IgG2b
Purity	Protein G purified
Buffer	PBS

Product Description	
Description	Novus Biologicals Mouse ROCK1 Antibody (464) - Azide and BSA Free (NBP2-42918) is a monoclonal antibody validated for use in WB. All Novus Biologicals antibodies are covered by our 100% guarantee.
Host	Mouse
Gene ID	6093
Gene Symbol	ROCK1
Species	Human, Mouse, Rat
Immunogen	Recombinant protein encompassing a sequence within the N-terminus region of human ROCK1. The exact sequence is proprietary.

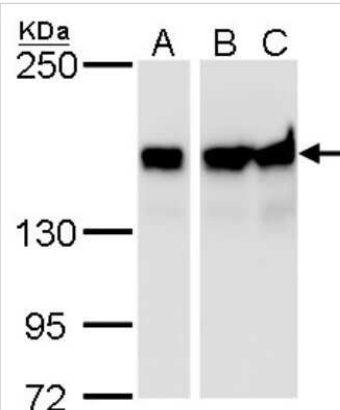
Product Application Details	
Applications	Western Blot
Recommended Dilutions	Western Blot 1:500-1:3000

**Images**

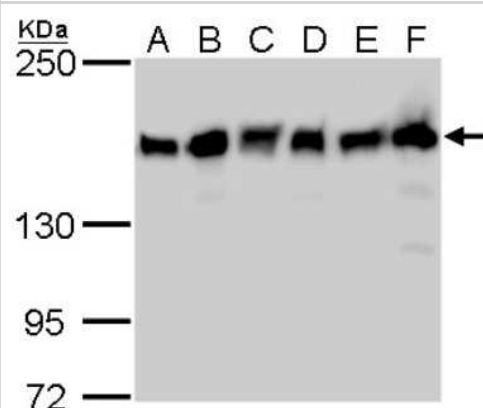
Western Blot: ROCK1 Antibody (464) [NBP2-42918] - Non-transfected (-) and transfected (+) HeLa whole cell extracts (30 ug) were separated by 5% SDS-PAGE, and the membrane was blotted with ROCK1 antibody [GT464].



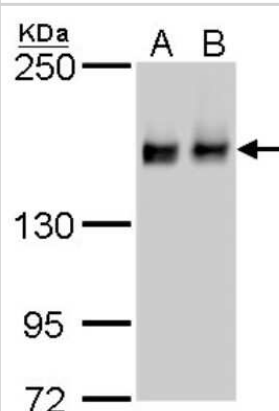
Western Blot: ROCK1 Antibody (464) [NBP2-42918] - Analysis of A. 30 ug 293T whole cell lysate/extract B. 30 ug HeLa whole cell lysate/extract C. 30 ug HepG2 whole cell lysate/extract 5 % SDS-PAGE ROCK1 antibody [464] dilution: 1:1000



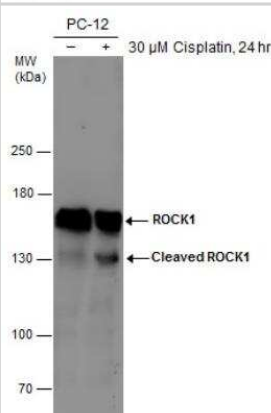
Western Blot: ROCK1 Antibody (464) [NBP2-42918] - Analysis of A. 30 ug Neuro2A whole cell lysate/extract B. 30 ug GL261 whole cell lysate/extract C. 30 ug NIH-3T3 whole cell lysate/extract D. 30 ug BCL-1 whole cell lysate/extract E. 30 ug Raw264.7 whole cell lysate/extract F. 30 ug C2C12 whole cell lysate/extract 5 % SDS-PAGE ROCK1 antibody [464] dilution: 1:1000




Western Blot: ROCK1 Antibody (464) [NBP2-42918] - Analysis of A. 30 ug PC-12 whole cell lysate/extract B. 30 ug Rat-2 whole cell lysate/extract 5 % SDS-PAGE ROCK1 antibody [464] dilution: 1:1000.



Western Blot: ROCK1 Antibody (464) [NBP2-42918] - Untreated (-) and treated (+) PC-12 whole cell extracts (30 ug) were separated by 5% SDS-PAGE, and the membrane was blotted with ROCK1 antibody [GT464].



Western Blot: ROCK1 Antibody (464) [NBP2-42918] - Non-transfected (-) and transfected (+) 293T whole cell extracts (30 ug) were separated by 5% SDS-PAGE, and the membrane was blotted with ROCK1 (NBP2-42918) diluted at 1:5000. The HRP-conjugated anti-mouse IgG antibody was used to detect the primary antibody.





### **Novus Biologicals USA**

10730 E. Briarwood Avenue  
Centennial, CO 80112  
USA  
Phone: 303.730.1950  
Toll Free: 1.888.506.6887  
Fax: 303.730.1966  
nb-customerservice@bio-techne.com

### **Bio-Techne Canada**

21 Canmotor Ave  
Toronto, ON M8Z 4E6  
Canada  
Phone: 905.827.6400  
Toll Free: 855.668.8722  
Fax: 905.827.6402  
canada.inquires@bio-techne.com

### **Bio-Techne Ltd**

19 Barton Lane  
Abingdon Science Park  
Abingdon, OX14 3NB, United Kingdom  
Phone: (44) (0) 1235 529449  
Free Phone: 0800 37 34 15  
Fax: (44) (0) 1235 533420  
info.EMEA@bio-techne.com

### **General Contact Information**

www.novusbio.com  
Technical Support: nb-technical@bio-techne.com  
Orders: nb-customerservice@bio-techne.com  
General: novus@novusbio.com

### **Products Related to NBP2-42918**

---

NBP2-33376H	Blue Marker Antibody (6F4-F6) [HRP]
HAF007	Goat anti-Mouse IgG Secondary Antibody [HRP]
NB7539	Goat anti-Mouse IgG (H+L) Secondary Antibody [HRP]
NBP2-27231	Mouse IgG2b Isotype Control (MPC-11)

---

### **Limitations**

This product is for research use only and is not approved for use in humans or in clinical diagnosis. Primary Antibodies are guaranteed for 1 year from date of receipt.

For more information on our 100% guarantee, please visit [www.novusbio.com/guarantee](http://www.novusbio.com/guarantee)

Earn gift cards/discounts by submitting a review: [www.novusbio.com/reviews/submit/NBP2-42918](http://www.novusbio.com/reviews/submit/NBP2-42918)

Earn gift cards/discounts by submitting a publication using this product:  
[www.novusbio.com/publications](http://www.novusbio.com/publications)

