

# Product Datasheet

## Fc gamma RI/CD64 Antibody (37F7) - BSA Free NBP2-42685

Unit Size: 100 ul

Store at 4C short term. Aliquot and store at -20C long term. Avoid freeze-thaw cycles.

[www.novusbio.com](http://www.novusbio.com)



[technical@novusbio.com](mailto:technical@novusbio.com)

Protocols, Publications, Related Products, Reviews, Research Tools and Images at:  
[www.novusbio.com/NBP2-42685](http://www.novusbio.com/NBP2-42685)

Updated 9/9/2025 v.20.1

Earn rewards for product  
reviews and publications.

Submit a publication at [www.novusbio.com/publications](http://www.novusbio.com/publications)

Submit a review at [www.novusbio.com/reviews/destination/NBP2-42685](http://www.novusbio.com/reviews/destination/NBP2-42685)



**NBP2-42685**

Fc gamma RI/CD64 Antibody (37F7) - BSA Free

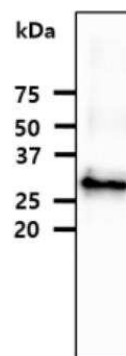
Product Information	
Unit Size	100 ul
Concentration	1 mg/ml
Storage	Store at 4C short term. Aliquot and store at -20C long term. Avoid freeze-thaw cycles.
Clonality	Monoclonal
Clone	37F7
Preservative	0.02% Sodium Azide
Isotype	IgG2b Kappa
Purity	Protein A purified
Buffer	PBS (pH 7.4), 10% Glycerol

Product Description	
Description	Novus Biologicals Mouse Fc gamma RI/CD64 Antibody (37F7) - BSA Free (NBP2-42685) is a monoclonal antibody validated for use in WB, ELISA, Flow and ICC/IF. All Novus Biologicals antibodies are covered by our 100% guarantee.
Host	Mouse
Gene ID	2209
Gene Symbol	FCGR1A
Species	Human
Immunogen	Recombinant human Fc gamma RI/CD64 (16-292aa) purified from E.coli

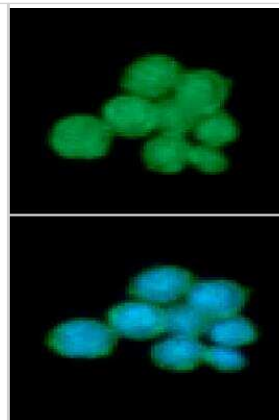
Product Application Details	
Applications	Western Blot, ELISA, Flow Cytometry, Immunocytochemistry/Immunofluorescence
Recommended Dilutions	Western Blot 1:2000, Flow Cytometry, ELISA, Immunocytochemistry/Immunofluorescence 1:10-1:500

**Images**

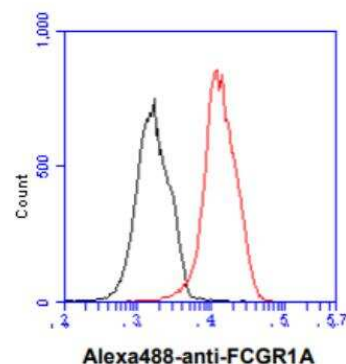
Western Blot: Fc gamma RI/CD64 Antibody (37F7) [NBP2-42685] - The recombinant protein (20ug) were resolved by SDS-PAGE, transferred to PVDF membrane and probed with anti-human FCGR1A antibody (1:1000). Proteins were visualized using a goat anti-mouse secondary antibody conjugated to HRP and an ECL detection system.



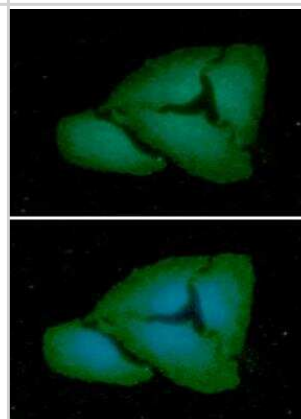
Immunocytochemistry/Immunofluorescence: Fc gamma RI/CD64 Antibody (37F7) [NBP2-42685] - Analysis of FCGR1A in Jurkat cells line, stained with DAPI (Blue) for nucleus staining and monoclonal anti-human FCGR1A antibody (1:100) with goat anti-mouse IgG-Alexa fluor 488 conjugate (Green).



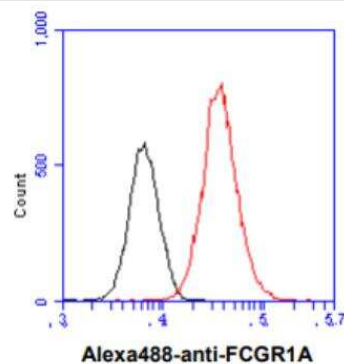
Flow Cytometry: Fc gamma RI/CD64 Antibody (37F7) [NBP2-42685] - Analysis of FCGR1A in Jurkat cell line, staining at 2-5ug for 1x10<sup>6</sup> cells (red line). The secondary antibody used goat anti-mouse IgG Alexa fluor 488 conjugate. Isotype control antibody was mouse IgG (black line).



Immunocytochemistry/Immunofluorescence: Fc gamma RI/CD64 Antibody (37F7) [NBP2-42685] - Analysis of FCGR1A in HeLa cells line, stained with DAPI (Blue) for nucleus staining and monoclonal anti-human FCGR1A antibody (1:100) with goat anti-mouse IgG-Alexa fluor 488 conjugate (Green).



Flow Cytometry: Fc gamma RI/CD64 Antibody (37F7) [NBP2-42685] - Analysis of FCGR1A in HeLa cell line, staining at 2-5ug for 1x10<sup>6</sup> cells (red line). The secondary antibody used goat anti-mouse IgG Alexa fluor 488 conjugate. Isotype control antibody was mouse IgG (black line).





### **Novus Biologicals USA**

10730 E. Briarwood Avenue  
Centennial, CO 80112  
USA  
Phone: 303.730.1950  
Toll Free: 1.888.506.6887  
Fax: 303.730.1966  
nb-customerservice@bio-techne.com

### **Bio-Techne Canada**

21 Canmotor Ave  
Toronto, ON M8Z 4E6  
Canada  
Phone: 905.827.6400  
Toll Free: 855.668.8722  
Fax: 905.827.6402  
canada.inquires@bio-techne.com

### **Bio-Techne Ltd**

19 Barton Lane  
Abingdon Science Park  
Abingdon, OX14 3NB, United Kingdom  
Phone: (44) (0) 1235 529449  
Free Phone: 0800 37 34 15  
Fax: (44) (0) 1235 533420  
info.EMEA@bio-techne.com

### **General Contact Information**

www.novusbio.com  
Technical Support: nb-technical@bio-techne.com  
Orders: nb-customerservice@bio-techne.com  
General: novus@novusbio.com

### **Products Related to NBP2-42685**

---

NBP2-33376H	Blue Marker Antibody (6F4-F6) [HRP]
HAF007	Goat anti-Mouse IgG Secondary Antibody [HRP]
NB7539	Goat anti-Mouse IgG (H+L) Secondary Antibody [HRP]
NBP1-43317-0.5mg	Mouse IgG2b Kappa Light Chain Isotype Control (MG2b)

---

### **Limitations**

This product is for research use only and is not approved for use in humans or in clinical diagnosis. Primary Antibodies are guaranteed for 1 year from date of receipt.

For more information on our 100% guarantee, please visit [www.novusbio.com/guarantee](http://www.novusbio.com/guarantee)

Earn gift cards/discounts by submitting a review: [www.novusbio.com/reviews/submit/NBP2-42685](http://www.novusbio.com/reviews/submit/NBP2-42685)

Earn gift cards/discounts by submitting a publication using this product:  
[www.novusbio.com/publications](http://www.novusbio.com/publications)

