

# Product Datasheet

## Laminin S/Laminin beta 2 Antibody (CL2979) - BSA Free NBP2-42387

Unit Size: 0.1 ml

Store at 4C short term. Aliquot and store at -20C long term. Avoid freeze-thaw cycles.

[www.novusbio.com](http://www.novusbio.com)



[technical@novusbio.com](mailto:technical@novusbio.com)

Protocols, Publications, Related Products, Reviews, Research Tools and Images at:  
[www.novusbio.com/NBP2-42387](http://www.novusbio.com/NBP2-42387)

Updated 12/2/2025 v.20.1

Earn rewards for product  
reviews and publications.

Submit a publication at [www.novusbio.com/publications](http://www.novusbio.com/publications)

Submit a review at [www.novusbio.com/reviews/destination/NBP2-42387](http://www.novusbio.com/reviews/destination/NBP2-42387)



**NBP2-42387**

Laminin S/Laminin beta 2 Antibody (CL2979) - BSA Free

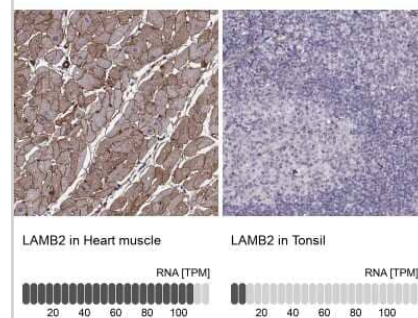
Product Information	
Unit Size	0.1 ml
Concentration	Concentrations vary lot to lot. See vial label for concentration. If unlisted please contact technical services.
Storage	Store at 4C short term. Aliquot and store at -20C long term. Avoid freeze-thaw cycles.
Clonality	Monoclonal
Clone	CL2979
Preservative	0.02% Sodium Azide
Isotype	IgG2a
Purity	Protein A purified
Buffer	PBS (pH 7.2) and 40% Glycerol

Product Description	
Description	Novus Biologicals Mouse Laminin S/Laminin beta 2 Antibody (CL2979) - BSA Free (NBP2-42387) is a monoclonal antibody validated for use in IHC and WB. All Novus Biologicals antibodies are covered by our 100% guarantee.
Host	Mouse
Gene ID	3913
Gene Symbol	LAMB2
Species	Human
Reactivity Notes	Expected to cross react based on sequence identity: Rat (82%), Mouse (83%).
Immunogen	This antibody was developed using a recombinant protein derived from P55268, with the exact immunogen sequence remaining proprietary.

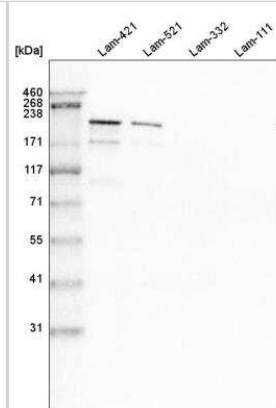
Product Application Details	
Applications	Western Blot, Immunohistochemistry-Paraffin, Immunohistochemistry
Recommended Dilutions	Western Blot 1 ug/ml, Immunohistochemistry 1:2500 - 1:5000, Immunohistochemistry-Paraffin 1:2500 - 1:5000
Application Notes	For IHC-Paraffin, HIER pH 6 retrieval is recommended.

**Images**

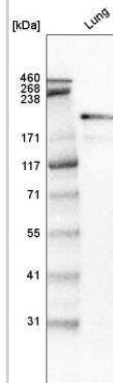
Immunohistochemistry-Paraffin: Laminin S/Laminin beta 2 Antibody (CL2979) [NBP2-42387] - Staining in human heart muscle and tonsil tissues. Corresponding LAMB2 RNA-seq data are presented for the same tissues.



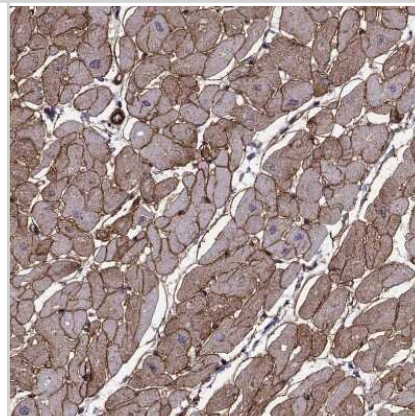
Western Blot: Laminin S/Laminin beta 2 Antibody (CL2979) [NBP2-42387] - Analysis of purified human recombinant Laminin-421, Laminin-521, Laminin-332 and Laminin-111.



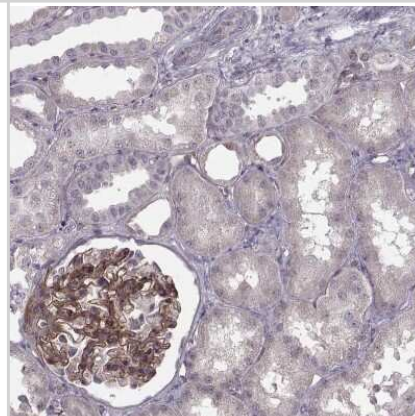
Western Blot: Laminin S/Laminin beta 2 Antibody (CL2979) [NBP2-42387] - Analysis in human lung tissue.



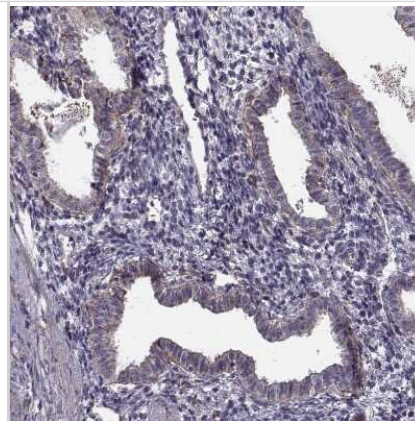
Immunohistochemistry-Paraffin: Laminin S/Laminin beta 2 Antibody (CL2979) [NBP2-42387] - Staining of human heart muscle shows moderate membranous positivity in cardiomyocytes.



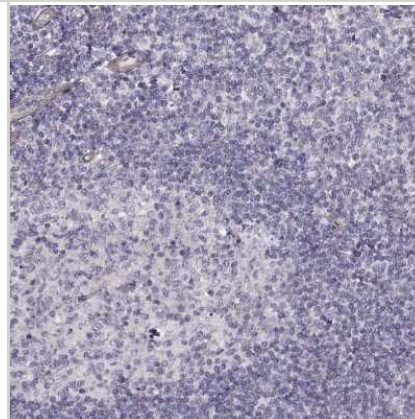
Immunohistochemistry-Paraffin: Laminin S/Laminin beta 2 Antibody (CL2979) [NBP2-42387] - Staining of human kidney shows moderate membranous positivity in basement membrane of cells in glomeruli.



Immunohistochemistry-Paraffin: Laminin S/Laminin beta 2 Antibody (CL2979) [NBP2-42387] - Staining of human endometrium shows moderate positivity in basement membrane of glandular cells.



Immunohistochemistry-Paraffin: Laminin S/Laminin beta 2 Antibody (CL2979) [NBP2-42387] - Staining of human tonsil shows no positivity in lymphoid cells as expected.





### **Novus Biologicals USA**

10730 E. Briarwood Avenue  
Centennial, CO 80112  
USA  
Phone: 303.730.1950  
Toll Free: 1.888.506.6887  
Fax: 303.730.1966  
nb-customerservice@bio-techne.com

### **Bio-Techne Canada**

21 Canmotor Ave  
Toronto, ON M8Z 4E6  
Canada  
Phone: 905.827.6400  
Toll Free: 855.668.8722  
Fax: 905.827.6402  
canada.inquires@bio-techne.com

### **Bio-Techne Ltd**

19 Barton Lane  
Abingdon Science Park  
Abingdon, OX14 3NB, United Kingdom  
Phone: (44) (0) 1235 529449  
Free Phone: 0800 37 34 15  
Fax: (44) (0) 1235 533420  
info.EMEA@bio-techne.com

### **General Contact Information**

www.novusbio.com  
Technical Support: nb-technical@bio-techne.com  
Orders: nb-customerservice@bio-techne.com  
General: novus@novusbio.com

### **Products Related to NBP2-42387**

---

NBP2-33376H	Blue Marker Antibody (6F4-F6) [HRP]
HAF007	Goat anti-Mouse IgG Secondary Antibody [HRP]
NB7539	Goat anti-Mouse IgG (H+L) Secondary Antibody [HRP]
NBP1-96778	Mouse IgG2a Isotype Control (M2A)

---

### **Limitations**

This product is for research use only and is not approved for use in humans or in clinical diagnosis. Primary Antibodies are guaranteed for 1 year from date of receipt.

For more information on our 100% guarantee, please visit [www.novusbio.com/guarantee](http://www.novusbio.com/guarantee)

Earn gift cards/discounts by submitting a review: [www.novusbio.com/reviews/submit/NBP2-42387](http://www.novusbio.com/reviews/submit/NBP2-42387)

Earn gift cards/discounts by submitting a publication using this product:  
[www.novusbio.com/publications](http://www.novusbio.com/publications)

