

# Product Datasheet

## SFRS3 Antibody - BSA Free

### NBP2-41316

Unit Size: 0.1 mg

Store at 4C short term. Aliquot and store at -20C long term. Avoid freeze-thaw cycles.

[www.novusbio.com](http://www.novusbio.com)



[technical@novusbio.com](mailto:technical@novusbio.com)

Protocols, Publications, Related Products, Reviews, Research Tools and Images at:  
[www.novusbio.com/NBP2-41316](http://www.novusbio.com/NBP2-41316)

Updated 3/4/2026 v.20.1

Earn rewards for product  
reviews and publications.

Submit a publication at [www.novusbio.com/publications](http://www.novusbio.com/publications)

Submit a review at [www.novusbio.com/reviews/destination/NBP2-41316](http://www.novusbio.com/reviews/destination/NBP2-41316)



**NBP2-41316**

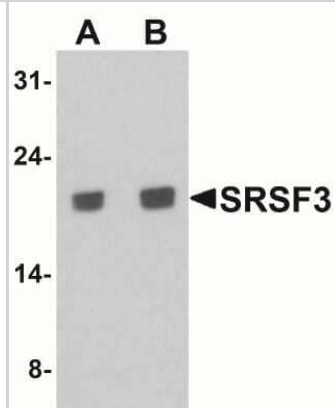
SFRS3 Antibody - BSA Free

<b>Product Information</b>	
<b>Unit Size</b>	0.1 mg
<b>Concentration</b>	1 mg/ml
<b>Storage</b>	Store at 4C short term. Aliquot and store at -20C long term. Avoid freeze-thaw cycles.
<b>Clonality</b>	Polyclonal
<b>Preservative</b>	0.02% Sodium Azide
<b>Isotype</b>	IgG
<b>Purity</b>	Peptide affinity purified
<b>Buffer</b>	PBS
<b>Target Molecular Weight</b>	19 kDa
<b>Product Description</b>	
<b>Host</b>	Rabbit
<b>Gene ID</b>	6428
<b>Gene Symbol</b>	SRSF3
<b>Species</b>	Human, Mouse, Rat
<b>Immunogen</b>	Antibody was raised against a 19 amino acid peptide near the center of human SRSF3. The immunogen is located within amino acids 80 - 130 of SRSF3. Amino Acid Squence: PSWGRRPRDDYRRRSPPPR
<b>Product Application Details</b>	
<b>Applications</b>	Western Blot, ELISA, Immunocytochemistry/ Immunofluorescence
<b>Recommended Dilutions</b>	Western Blot 1-2 ug/ml, ELISA, Immunocytochemistry/ Immunofluorescence 2 ug/ml

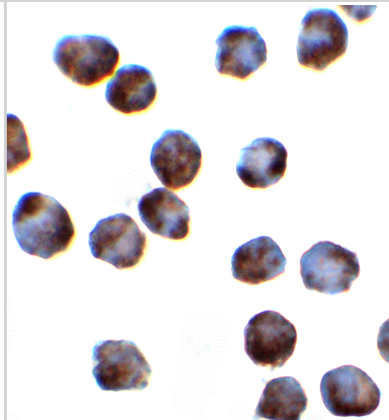


**Images**

Western Blot: SFRS3 Antibody [NBP2-41316] - Western blot analysis of SRSF3 in K562 cell lysate with SRSF3 antibody at (A) 1 and (B) 2 ug/ml.

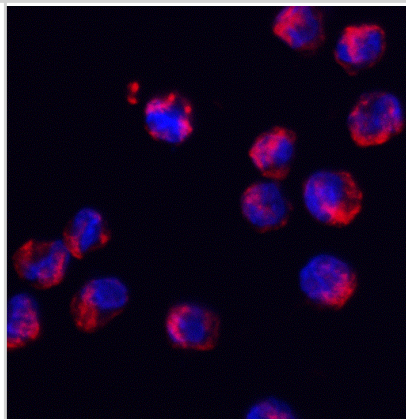


Immunocytochemistry/ Immunofluorescence: SFRS3 Antibody - BSA Free [NBP2-41316] - Immunocytochemistry of SFRS3 in K562 cells with SFRS3 antibody at 2 ug/mL .



Immunocytochemistry/ Immunofluorescence: SFRS3 Antibody - BSA Free [NBP2-41316] - Immunofluorescence of SFRS3 in K562 cells with SFRS3 antibody at 2 ug/mL.

Red: SFRS3 Antibody  
Blue: DAPI staining





### **Novus Biologicals USA**

10730 E. Briarwood Avenue  
Centennial, CO 80112  
USA  
Phone: 303.730.1950  
Toll Free: 1.888.506.6887  
Fax: 303.730.1966  
nb-customerservice@bio-techne.com

### **Bio-Techne Canada**

21 Canmotor Ave  
Toronto, ON M8Z 4E6  
Canada  
Phone: 905.827.6400  
Toll Free: 855.668.8722  
Fax: 905.827.6402  
canada.inquires@bio-techne.com

### **Bio-Techne Ltd**

19 Barton Lane  
Abingdon Science Park  
Abingdon, OX14 3NB, United Kingdom  
Phone: (44) (0) 1235 529449  
Free Phone: 0800 37 34 15  
Fax: (44) (0) 1235 533420  
info.EMEA@bio-techne.com

### **General Contact Information**

www.novusbio.com  
Technical Support: nb-technical@bio-techne.com  
Orders: nb-customerservice@bio-techne.com  
General: novus@novusbio.com

### **Products Related to NBP2-41316**

---

HAF008	Goat anti-Rabbit IgG Secondary Antibody [HRP]
NB7160	Goat anti-Rabbit IgG (H+L) Secondary Antibody [HRP]
NBP2-24891	Rabbit IgG Isotype Control
H00006428-P01-10ug	Recombinant Human SFRS3 GST (N-Term) Protein

---

### **Limitations**

This product is for research use only and is not approved for use in humans or in clinical diagnosis. Primary Antibodies are guaranteed for 1 year from date of receipt.

For more information on our 100% guarantee, please visit [www.novusbio.com/guarantee](http://www.novusbio.com/guarantee)

Earn gift cards/discounts by submitting a review: [www.novusbio.com/reviews/submit/NBP2-41316](http://www.novusbio.com/reviews/submit/NBP2-41316)

Earn gift cards/discounts by submitting a publication using this product:  
[www.novusbio.com/publications](http://www.novusbio.com/publications)

