

Product Datasheet

SESN2 Antibody - BSA Free

NBP2-41302

Unit Size: 0.1 mg

Store at 4C short term. Aliquot and store at -20C long term. Avoid freeze-thaw cycles.

www.novusbio.com



technical@novusbio.com

Protocols, Publications, Related Products, Reviews, Research Tools and Images at:
www.novusbio.com/NBP2-41302

Updated 3/4/2026 v.20.1

Earn rewards for product
reviews and publications.

Submit a publication at www.novusbio.com/publications

Submit a review at www.novusbio.com/reviews/destination/NBP2-41302



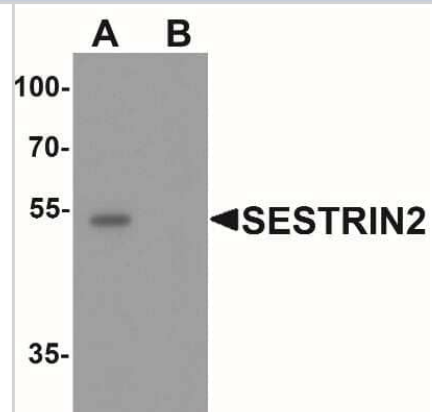
NBP2-41302

SESN2 Antibody - BSA Free

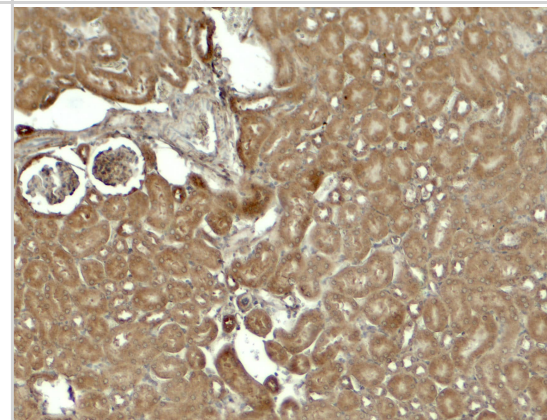
| Product Information | |
|------------------------------------|--|
| Unit Size | 0.1 mg |
| Concentration | 1 mg/ml |
| Storage | Store at 4C short term. Aliquot and store at -20C long term. Avoid freeze-thaw cycles. |
| Clonality | Polyclonal |
| Preservative | 0.02% Sodium Azide |
| Isotype | IgG |
| Purity | Peptide affinity purified |
| Buffer | PBS |
| Target Molecular Weight | 53 kDa |
| Product Description | |
| Host | Rabbit |
| Gene ID | 83667 |
| Gene Symbol | SESN2 |
| Species | Human, Mouse, Rat |
| Specificity/Sensitivity | At least two isoforms of SESTRIN2 are known to exist; this antibody will detect both isoforms. SESTRIN2 antibody is predicted to not cross-react with SESTRIN1. |
| Immunogen | Antibody was raised against a 19 amino acid peptide near the center of human SESTRIN2. The immunogen is located within amino acids 220 - 270 of SESTRIN2. Amino Acid Sequence: APTPPSEQSSPPSRDPLNN |
| Product Application Details | |
| Applications | Western Blot, Immunohistochemistry-Paraffin, ELISA, Immunocytochemistry/Immunofluorescence, Immunohistochemistry |
| Recommended Dilutions | Western Blot 1 - 2ug/ml, ELISA, Immunohistochemistry 5 ug/ml, Immunocytochemistry/ Immunofluorescence 20 ug/ml, Immunohistochemistry-Paraffin 5 ug/ml |

Images

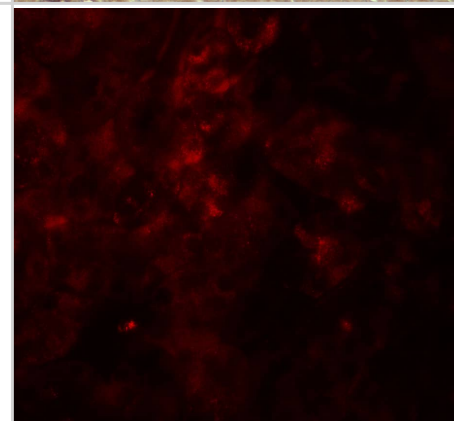
Western Blot: SESN2 Antibody [NBP2-41302] - Western blot analysis of SESTRIN2 in mouse kidney tissue lysate with SESTRIN2 antibody at 1 ug/ml in (A) the absence and (B) the presence of blocking peptide.



Immunohistochemistry: SESN2 Antibody - BSA Free [NBP2-41302] - Immunohistochemistry of SESTRIN2 in mouse kidney tissue with SESTRIN2 antibody at 5 ug/ml.



Immunocytochemistry/ Immunofluorescence: SESN2 Antibody - BSA Free [NBP2-41302] - Immunofluorescence of SESTRIN2 in mouse kidney tissue with SESTRIN2 antibody at 20 ug/ml.





Novus Biologicals USA

10730 E. Briarwood Avenue
Centennial, CO 80112
USA
Phone: 303.730.1950
Toll Free: 1.888.506.6887
Fax: 303.730.1966
nb-customerservice@bio-techne.com

Bio-Techne Canada

21 Canmotor Ave
Toronto, ON M8Z 4E6
Canada
Phone: 905.827.6400
Toll Free: 855.668.8722
Fax: 905.827.6402
canada.inquires@bio-techne.com

Bio-Techne Ltd

19 Barton Lane
Abingdon Science Park
Abingdon, OX14 3NB, United Kingdom
Phone: (44) (0) 1235 529449
Free Phone: 0800 37 34 15
Fax: (44) (0) 1235 533420
info.EMEA@bio-techne.com

General Contact Information

www.novusbio.com
Technical Support: nb-technical@bio-techne.com
Orders: nb-customerservice@bio-techne.com
General: novus@novusbio.com

Products Related to NBP2-41302

| | |
|---------------|---|
| HAF008 | Goat anti-Rabbit IgG Secondary Antibody [HRP] |
| NB7160 | Goat anti-Rabbit IgG (H+L) Secondary Antibody [HRP] |
| NBP2-24891 | Rabbit IgG Isotype Control |
| NBP1-44989PEP | SESN2 Antibody Blocking Peptide |

Limitations

This product is for research use only and is not approved for use in humans or in clinical diagnosis. Primary Antibodies are guaranteed for 1 year from date of receipt.

For more information on our 100% guarantee, please visit www.novusbio.com/guarantee

Earn gift cards/discounts by submitting a review: www.novusbio.com/reviews/submit/NBP2-41302

Earn gift cards/discounts by submitting a publication using this product:
www.novusbio.com/publications

