

Product Datasheet

Angiopoietin-like protein 8/Betatrophin Antibody - BSA Free NBP2-41247

Unit Size: 0.1 mg

Store at 4C short term. Aliquot and store at -20C long term. Avoid freeze-thaw cycles.

www.novusbio.com



technical@novusbio.com

Publications: 2

Protocols, Publications, Related Products, Reviews, Research Tools and Images at:
www.novusbio.com/NBP2-41247

Updated 3/4/2026 v.20.1

Earn rewards for product
reviews and publications.

Submit a publication at www.novusbio.com/publications

Submit a review at www.novusbio.com/reviews/destination/NBP2-41247

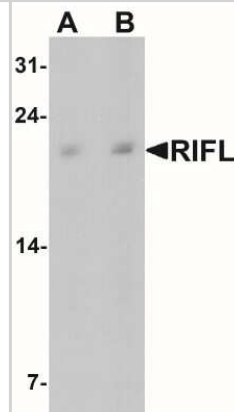


NBP2-41247**Angiopoietin-like protein 8/Betatrophin Antibody - BSA Free**

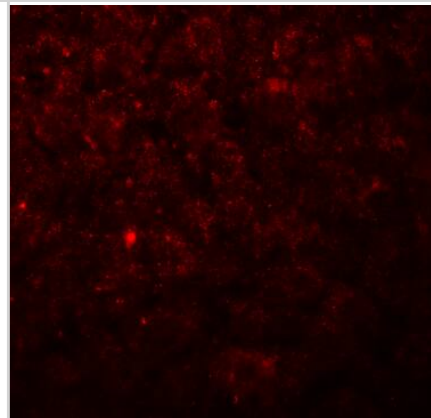
Product Information	
Unit Size	0.1 mg
Concentration	1 mg/ml
Storage	Store at 4C short term. Aliquot and store at -20C long term. Avoid freeze-thaw cycles.
Clonality	Polyclonal
Preservative	0.02% Sodium Azide
Isotype	IgG
Purity	Peptide affinity purified
Buffer	PBS
Target Molecular Weight	22 kDa
Product Description	
Host	Rabbit
Gene ID	55908
Gene Symbol	ANGPTL8
Species	Human, Mouse, Rat
Specificity/Sensitivity	At least three isoforms of Betatrophin are known to exist; this antibody will detect the two largest isoforms.
Immunogen	Antibody was raised against a 16 amino acid peptide near the amino terminus of human Betatrophin. The immunogen is located within amino acids 40 - 90 of Betatrophin. Amino Acid Sequence: VYRTTEGRLTKARNSL
Product Application Details	
Applications	Western Blot, Immunohistochemistry-Paraffin, ELISA, Immunocytochemistry/Immunofluorescence, Immunohistochemistry
Recommended Dilutions	Western Blot 1 - 2 ug/ml, ELISA, Immunohistochemistry 5 ug/mL, Immunocytochemistry/ Immunofluorescence 20 ug/mL, Immunohistochemistry-Paraffin 5 ug/ml

Images

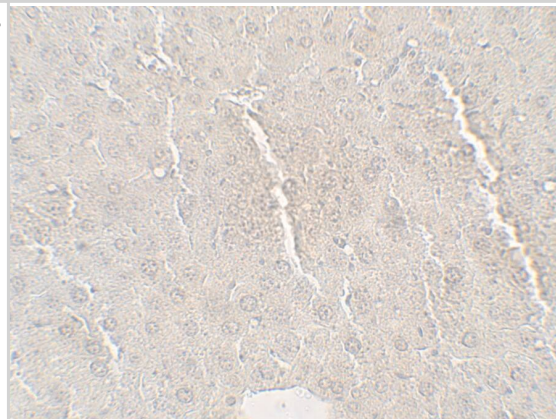
Western Blot: Angiotensin-like protein 8/Betatrophin Antibody [NBP2-41247] - Western blot analysis of Betatrophin in rat liver tissue lysate with Betatrophin antibody at (A) 1 and (B) 2 ug/ml.



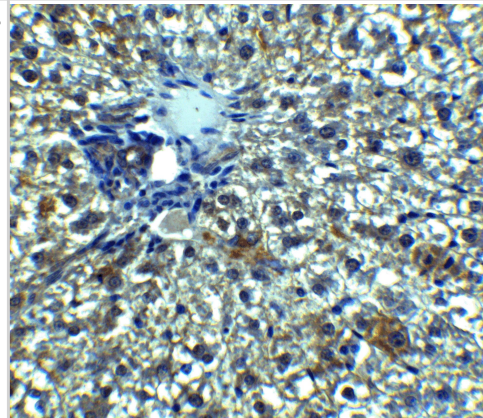
Immunocytochemistry/ Immunofluorescence: Angiotensin-like protein 8/Betatrophin Antibody - BSA Free [NBP2-41247] - Immunofluorescence of Angiotensin-like protein 8/Betatrophin in rat liver tissue with Angiotensin-like protein 8/Betatrophin Antibody at 20 ug/mL.



Immunohistochemistry: Angiotensin-like protein 8/Betatrophin Antibody - BSA Free [NBP2-41247] - Immunohistochemistry of Angiotensin-like protein 8/Betatrophin in mouse liver tissue with Angiotensin-like protein 8/Betatrophin antibody at 5 ug/mL.



Immunohistochemistry: Angiotensin-like protein 8/Betatrophin Antibody - BSA Free [NBP2-41247] - Immunohistochemistry of Angiotensin-like protein 8/Betatrophin in rat liver tissue with Angiotensin-like protein 8/Betatrophin Antibody at 5 ug/mL.



Publications

Fan W, Si Y, Xing E et al. Human epicardial adipose tissue inflammation correlates with coronary artery disease
Cytokine 2023-02-01 [PMID: 36603481] (IHC-P, WB, Human)

Catalano-Iniesta L, SAnchez Robledo V, Iglesias-Osma MC et al. Evidences for Expression and Location of
ANGPTL8 in Human Adipose Tissue J Clin Med 2020-02-13 [PMID: 32069954] (IHC-P, Human)





Novus Biologicals USA

10730 E. Briarwood Avenue
Centennial, CO 80112
USA
Phone: 303.730.1950
Toll Free: 1.888.506.6887
Fax: 303.730.1966
nb-customerservice@bio-techne.com

Bio-Techne Canada

21 Canmotor Ave
Toronto, ON M8Z 4E6
Canada
Phone: 905.827.6400
Toll Free: 855.668.8722
Fax: 905.827.6402
canada.inquires@bio-techne.com

Bio-Techne Ltd

19 Barton Lane
Abingdon Science Park
Abingdon, OX14 3NB, United Kingdom
Phone: (44) (0) 1235 529449
Free Phone: 0800 37 34 15
Fax: (44) (0) 1235 533420
info.EMEA@bio-techne.com

General Contact Information

www.novusbio.com
Technical Support: nb-technical@bio-techne.com
Orders: nb-customerservice@bio-techne.com
General: novus@novusbio.com

Products Related to NBP2-41247

HAF008	Goat anti-Rabbit IgG Secondary Antibody [HRP]
NB7160	Goat anti-Rabbit IgG (H+L) Secondary Antibody [HRP]
NBP2-24891	Rabbit IgG Isotype Control
DANL30	Angiopoietin-like Protein 3/ANGPTL3 [HRP]

Limitations

This product is for research use only and is not approved for use in humans or in clinical diagnosis. Primary Antibodies are guaranteed for 1 year from date of receipt.

For more information on our 100% guarantee, please visit www.novusbio.com/guarantee

Earn gift cards/discounts by submitting a review: www.novusbio.com/reviews/submit/NBP2-41247

Earn gift cards/discounts by submitting a publication using this product:
www.novusbio.com/publications

