

Product Datasheet

T-bet/TBX21 Antibody - BSA Free NBP2-41235

Unit Size: 0.1 mg

Store at 4C short term. Aliquot and store at -20C long term. Avoid freeze-thaw cycles.

www.novusbio.com



technical@novusbio.com

Protocols, Publications, Related Products, Reviews, Research Tools and Images at:
www.novusbio.com/NBP2-41235

Updated 3/4/2026 v.20.1

Earn rewards for product
reviews and publications.

Submit a publication at www.novusbio.com/publications

Submit a review at www.novusbio.com/reviews/destination/NBP2-41235



NBP2-41235

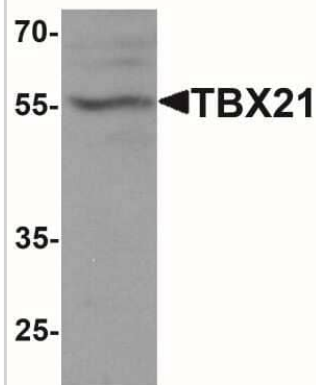
T-bet/TBX21 Antibody - BSA Free

Product Information	
Unit Size	0.1 mg
Concentration	1 mg/ml
Storage	Store at 4C short term. Aliquot and store at -20C long term. Avoid freeze-thaw cycles.
Clonality	Polyclonal
Preservative	0.02% Sodium Azide
Isotype	IgG
Purity	Peptide affinity purified
Buffer	PBS
Target Molecular Weight	55 kDa
Product Description	
Host	Rabbit
Gene ID	30009
Gene Symbol	TBX21
Species	Human, Mouse
Immunogen	Antibody was raised against a 19 amino acid peptide near the carboxy terminus of human TBX2. The immunogen is located within the last 50 amino acids of TBX21 . Amino Acid Squence: APSPFDKEAEGQFYNYFPN
Product Application Details	
Applications	Western Blot, ELISA, Immunocytochemistry/ Immunofluorescence
Recommended Dilutions	Western Blot 1-2 ug/ml, ELISA, Immunocytochemistry/ Immunofluorescence

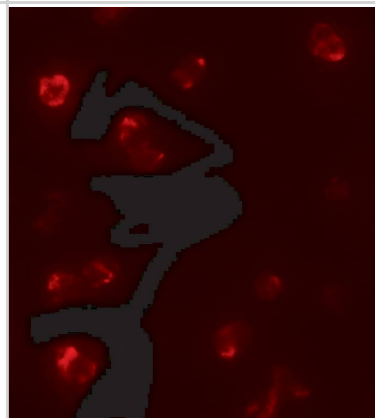


Images

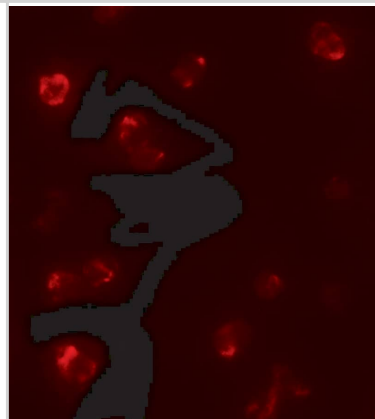
Western Blot: T-bet/TBX21 Antibody [NBP2-41235] - Western blot analysis of TBX21 in 293 cell lysate with TBX21 antibody at 1 ug/ml.



Immunocytochemistry/ Immunofluorescence: T-bet/TBX21 Antibody - BSA Free [NBP2-41235] - Immunofluorescence of T-bet/TBX21 in 293 cells with T-bet/TBX21 antibody at 5 ug/mL.



Immunocytochemistry/ Immunofluorescence: T-bet/TBX21 Antibody - BSA Free [NBP2-41235] - Immunofluorescence of T-bet/TBX21 in 293 cells with T-bet/TBX21 antibody at 5 u/mL.





Novus Biologicals USA

10730 E. Briarwood Avenue
Centennial, CO 80112
USA
Phone: 303.730.1950
Toll Free: 1.888.506.6887
Fax: 303.730.1966
nb-customerservice@bio-techne.com

Bio-Techne Canada

21 Canmotor Ave
Toronto, ON M8Z 4E6
Canada
Phone: 905.827.6400
Toll Free: 855.668.8722
Fax: 905.827.6402
canada.inquires@bio-techne.com

Bio-Techne Ltd

19 Barton Lane
Abingdon Science Park
Abingdon, OX14 3NB, United Kingdom
Phone: (44) (0) 1235 529449
Free Phone: 0800 37 34 15
Fax: (44) (0) 1235 533420
info.EMEA@bio-techne.com

General Contact Information

www.novusbio.com
Technical Support: nb-technical@bio-techne.com
Orders: nb-customerservice@bio-techne.com
General: novus@novusbio.com

Products Related to NBP2-41235

HAF008	Goat anti-Rabbit IgG Secondary Antibody [HRP]
NB7160	Goat anti-Rabbit IgG (H+L) Secondary Antibody [HRP]
NBP2-24891	Rabbit IgG Isotype Control
210-TA-005	TNF-alpha [Unconjugated]

Limitations

This product is for research use only and is not approved for use in humans or in clinical diagnosis. Primary Antibodies are guaranteed for 1 year from date of receipt.

For more information on our 100% guarantee, please visit www.novusbio.com/guarantee

Earn gift cards/discounts by submitting a review: www.novusbio.com/reviews/submit/NBP2-41235

Earn gift cards/discounts by submitting a publication using this product:
www.novusbio.com/publications

