

Product Datasheet

Claudin-4 Antibody - BSA Free NBP2-41187

Unit Size: 0.1 mg

Store at 4C short term. Aliquot and store at -20C long term. Avoid freeze-thaw cycles.

www.novusbio.com



technical@novusbio.com

Publications: 1

Protocols, Publications, Related Products, Reviews, Research Tools and Images at:
www.novusbio.com/NBP2-41187

Updated 3/4/2026 v.20.1

Earn rewards for product
reviews and publications.

Submit a publication at www.novusbio.com/publications

Submit a review at www.novusbio.com/reviews/destination/NBP2-41187



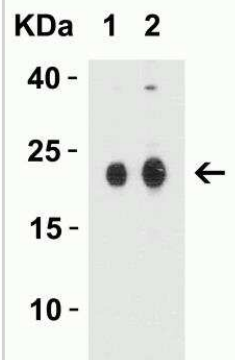
NBP2-41187

Claudin-4 Antibody - BSA Free

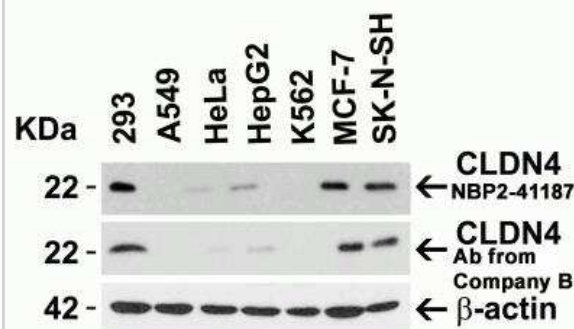
Product Information	
Unit Size	0.1 mg
Concentration	1 mg/ml
Storage	Store at 4C short term. Aliquot and store at -20C long term. Avoid freeze-thaw cycles.
Clonality	Polyclonal
Preservative	0.02% Sodium Azide
Isotype	IgG
Purity	Peptide affinity purified
Buffer	PBS
Target Molecular Weight	22 kDa
Product Description	
Host	Rabbit
Gene ID	1364
Gene Symbol	CLDN4
Species	Human
Reactivity Notes	Immunogen displays the following percentage of sequence identity for non-tested species: Rat (88%).
Specificity/Sensitivity	At least four isoforms of Claudin-4 are known to exist; Claudin-4 antibody will detect all four isoforms. Human Claudin-4 has one isoform (209aa, 22kD). Mouse Claudin-4 has one isoform (210aa, 22kD) and Rat Claudin-4 also has one isoform (210aa, 22kD). NBP2-41187 can detect human, mouse and rat.
Immunogen	Antibody was raised against a peptide corresponding to 17 amino acids near the carboxy terminus of human Claudin-4. The immunogen is located within the last 50 amino acids of Claudin-4. Amino Acid Sequence: PPRTDKPYSAKYSAAR
Product Application Details	
Applications	Western Blot, ELISA, Immunocytochemistry/ Immunofluorescence
Recommended Dilutions	Western Blot 0.5-2 ug/mL, ELISA, Immunocytochemistry/ Immunofluorescence 20 ug/ml

Images

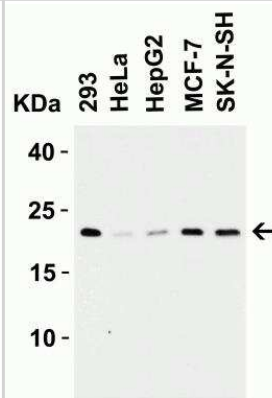
Western Blot: Claudin-4 Antibody [NBP2-41187] - Western Blot Validation in Human Colon Tissue Lysate. Loading: 15 ug of lysates per lane. Antibodies: CLAUDIN4, NBP2-41187 (Lane 1: 1 ug/mL and Lane 2: 2 ug/mL), 1h incubation at RT in 5% NFDN/TBST. Secondary: Goat anti-rabbit IgG HRP conjugate at 1:10000 dilution.



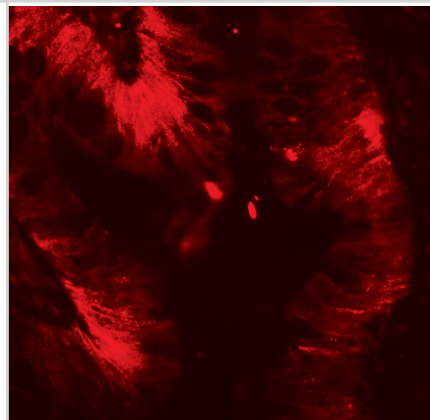
Western Blot: Claudin-4 Antibody [NBP2-41187] - Independent Antibody Validation (IAV) via Protein Expression Profile in Human Cell Lines. Loading: 15 ug of lysates per lane. Antibodies: CLAUDIN4, NBP2-41187 (1 ug/mL), CLAUDIN4 from Company B (1 ug/mL), and beta-actin (1 ug/mL), 1h incubation at RT in 5% NFDN/TBST. Secondary: Goat anti-rabbit IgG HRP conjugate at 1:10000 dilution.



Western Blot: Claudin-4 Antibody [NBP2-41187] - Western Blot Validation in Human Cell Lines. Loading: 15 ug of lysates per lane. Antibodies: CLAUDIN4, NBP2-41187 (1 ug/mL), 1h incubation at RT in 5% NFDN/TBST. Secondary: Goat anti-rabbit IgG HRP conjugate at 1:10000 dilution.



Immunocytochemistry/ Immunofluorescence: Claudin-4 Antibody - BSA Free [NBP2-41187] - Validation in Human Colon Tissue Lysate. Loading: 15 ug of lysates per lane. Antibodies: Claudin-4, (Lane 1: 1 ug/mL and Lane 2: 2 ug/mL), 1h incubation at RT in 5% NFDN/TBST. Secondary: Goat anti-rabbit IgG HRP conjugate at 1:10000 dilution.



Publications

Sokovic Bajic Svetlana, Djokic Jelena, Dinic Miroslav et al. GABA-Producing Natural Dairy Isolate From Artisanal Zlatar Cheese Attenuates Gut Inflammation and Strengthens Gut Epithelial Barrier in vitro. BMC Complementary and Alternative Medicine 2019-03-18 [PMID: 30936860] (WB, Human)



Novus Biologicals USA

10730 E. Briarwood Avenue
Centennial, CO 80112
USA

Phone: 303.730.1950

Toll Free: 1.888.506.6887

Fax: 303.730.1966

nb-customerservice@bio-techne.com

Bio-Techne Canada

21 Canmotor Ave
Toronto, ON M8Z 4E6
Canada

Phone: 905.827.6400

Toll Free: 855.668.8722

Fax: 905.827.6402

canada.inquires@bio-techne.com

Bio-Techne Ltd

19 Barton Lane
Abingdon Science Park
Abingdon, OX14 3NB, United Kingdom

Phone: (44) (0) 1235 529449

Free Phone: 0800 37 34 15

Fax: (44) (0) 1235 533420

info.EMEA@bio-techne.com

General Contact Information

www.novusbio.com

Technical Support: nb-technical@bio-techne.com

Orders: nb-customerservice@bio-techne.com

General: novus@novusbio.com

Products Related to NBP2-41187

HAF008	Goat anti-Rabbit IgG Secondary Antibody [HRP]
NB7160	Goat anti-Rabbit IgG (H+L) Secondary Antibody [HRP]
NBP2-24891	Rabbit IgG Isotype Control
236-EG-200	EGF [Unconjugated]

Limitations

This product is for research use only and is not approved for use in humans or in clinical diagnosis. Primary Antibodies are guaranteed for 1 year from date of receipt.

For more information on our 100% guarantee, please visit www.novusbio.com/guarantee

Earn gift cards/discounts by submitting a review: www.novusbio.com/reviews/submit/NBP2-41187

Earn gift cards/discounts by submitting a publication using this product:

www.novusbio.com/publications

