

# Product Datasheet

## ZNF521 Antibody - BSA Free NBP2-41174

Unit Size: 0.1 mg

Store at 4C short term. Aliquot and store at -20C long term. Avoid freeze-thaw cycles.

[www.novusbio.com](http://www.novusbio.com)



[technical@novusbio.com](mailto:technical@novusbio.com)

Protocols, Publications, Related Products, Reviews, Research Tools and Images at:  
[www.novusbio.com/NBP2-41174](http://www.novusbio.com/NBP2-41174)

Updated 9/9/2025 v.20.1

Earn rewards for product  
reviews and publications.

Submit a publication at [www.novusbio.com/publications](http://www.novusbio.com/publications)

Submit a review at [www.novusbio.com/reviews/destination/NBP2-41174](http://www.novusbio.com/reviews/destination/NBP2-41174)



**NBP2-41174**

ZNF521 Antibody - BSA Free

Product Information	
Unit Size	0.1 mg
Concentration	1 mg/ml
Storage	Store at 4C short term. Aliquot and store at -20C long term. Avoid freeze-thaw cycles.
Clonality	Polyclonal
Preservative	0.02% Sodium Azide
Isotype	IgG
Purity	Peptide affinity purified
Buffer	PBS
Target Molecular Weight	145 kDa

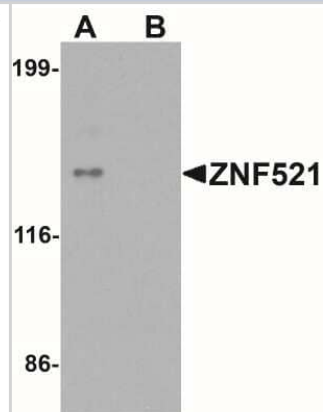
Product Description	
Description	Novus Biologicals Rabbit ZNF521 Antibody - BSA Free (NBP2-41174) is a polyclonal antibody validated for use in WB, ELISA and ICC/IF. All Novus Biologicals antibodies are covered by our 100% guarantee.
Host	Rabbit
Gene ID	25925
Gene Symbol	ZNF521
Species	Human
Reactivity Notes	Immunogen displays the following percentage of sequence identity for non-tested species: Mouse: (88%)
Specificity/Sensitivity	ZNF521 antibody is human specific.
Immunogen	Antibody was raised against an 18 amino acid synthetic peptide near the amino terminus of human ZNF521. The immunogen is located within the first 50 amino acids of ZNF521. Amino Acid Sequence: KKRPEEDGEELEDEAVHS

Product Application Details	
Applications	Western Blot, ELISA, Immunocytochemistry/ Immunofluorescence
Recommended Dilutions	Western Blot 1 ug/mL, ELISA, Immunocytochemistry/ Immunofluorescence 2.5 ug/mL

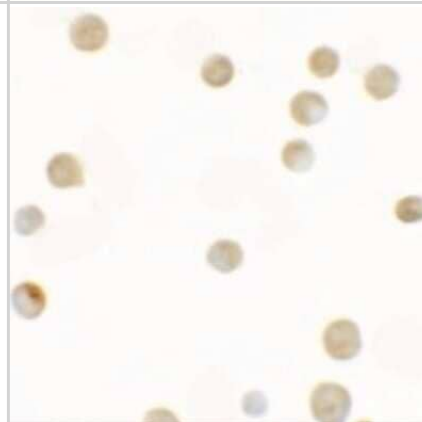


**Images**


Western Blot: ZNF521 Antibody [NBP2-41174] - Western blot analysis of ZNF521 in HeLa cell lysate with ZNF521 antibody at 1 ug/ml in (A) the absence and (B) the presence of blocking peptide.



Immunocytochemistry/Immunofluorescence: ZNF521 Antibody [NBP2-41174] - Immunocytochemistry of ZNF521 (NT) in HeLa cells with ZNF521 (NT) antibody at 2.5 ug/mL.



Immunocytochemistry/ Immunofluorescence: ZNF521 Antibody - BSA Free [NBP2-41174] - Immunofluorescence of ZNF521 in HeLa cells with ZNF521 antibody at 20 ug/mL.





### **Novus Biologicals USA**

10730 E. Briarwood Avenue  
Centennial, CO 80112  
USA  
Phone: 303.730.1950  
Toll Free: 1.888.506.6887  
Fax: 303.730.1966  
nb-customerservice@bio-techne.com

### **Bio-Techne Canada**

21 Canmotor Ave  
Toronto, ON M8Z 4E6  
Canada  
Phone: 905.827.6400  
Toll Free: 855.668.8722  
Fax: 905.827.6402  
canada.inquires@bio-techne.com

### **Bio-Techne Ltd**

19 Barton Lane  
Abingdon Science Park  
Abingdon, OX14 3NB, United Kingdom  
Phone: (44) (0) 1235 529449  
Free Phone: 0800 37 34 15  
Fax: (44) (0) 1235 533420  
info.EMEA@bio-techne.com

### **General Contact Information**

www.novusbio.com  
Technical Support: nb-technical@bio-techne.com  
Orders: nb-customerservice@bio-techne.com  
General: novus@novusbio.com

### **Products Related to NBP2-41174**

---

NBP2-33376H	Blue Marker Antibody (6F4-F6) [HRP]
HAF008	Goat anti-Rabbit IgG Secondary Antibody [HRP]
NB7160	Goat anti-Rabbit IgG (H+L) Secondary Antibody [HRP]
NBP2-24891	Rabbit IgG Isotype Control

---

### **Limitations**

This product is for research use only and is not approved for use in humans or in clinical diagnosis. Primary Antibodies are guaranteed for 1 year from date of receipt.

For more information on our 100% guarantee, please visit [www.novusbio.com/guarantee](http://www.novusbio.com/guarantee)

Earn gift cards/discounts by submitting a review: [www.novusbio.com/reviews/submit/NBP2-41174](http://www.novusbio.com/reviews/submit/NBP2-41174)

Earn gift cards/discounts by submitting a publication using this product:  
[www.novusbio.com/publications](http://www.novusbio.com/publications)

