

# Product Datasheet

## LZTS2 Antibody - BSA Free

### NBP2-41152

Unit Size: 0.1 mg

Store at 4C short term. Aliquot and store at -20C long term. Avoid freeze-thaw cycles.

[www.novusbio.com](http://www.novusbio.com)



[technical@novusbio.com](mailto:technical@novusbio.com)

Protocols, Publications, Related Products, Reviews, Research Tools and Images at:  
[www.novusbio.com/NBP2-41152](http://www.novusbio.com/NBP2-41152)

Updated 3/4/2026 v.20.1

Earn rewards for product  
reviews and publications.

Submit a publication at [www.novusbio.com/publications](http://www.novusbio.com/publications)

Submit a review at [www.novusbio.com/reviews/destination/NBP2-41152](http://www.novusbio.com/reviews/destination/NBP2-41152)



**NBP2-41152**

LZTS2 Antibody - BSA Free

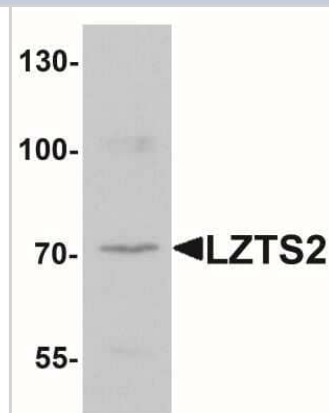
Product Information	
Unit Size	0.1 mg
Concentration	1 mg/ml
Storage	Store at 4C short term. Aliquot and store at -20C long term. Avoid freeze-thaw cycles.
Clonality	Polyclonal
Preservative	0.02% Sodium Azide
Isotype	IgG
Purity	Peptide affinity purified
Buffer	PBS

Product Description	
Host	Rabbit
Gene ID	84445
Gene Symbol	LZTS2
Species	Human, Mouse
Specificity/Sensitivity	LZTS2 antibody is predicted to not cross-react with other LZTS family members
Immunogen	Antibody was raised against a 19 amino acid synthetic peptide near the amino terminus of human LZTS2. The immunogen is located within amino acids 80 - 130 of LZTS2. Amino Acid Squence: INEDFRTESPPSPSSDVED

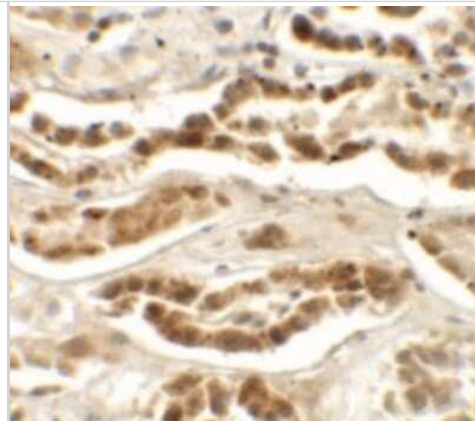
Product Application Details	
Applications	Western Blot, Immunohistochemistry-Paraffin, ELISA, Immunocytochemistry/Immunofluorescence, Immunohistochemistry
Recommended Dilutions	Western Blot 1 ug/ml, ELISA, Immunohistochemistry 2.5 ug/ml, Immunocytochemistry/ Immunofluorescence 20 ug/mL, Immunohistochemistry-Paraffin 2.5 ug/ml

**Images**

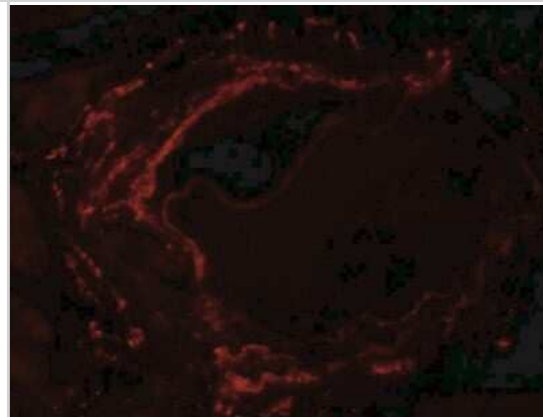
Western Blot: LZTS2 Antibody [NBP2-41152] - Analysis of LZTS2 in human kidney tissue lysate with LZTS2 antibody at 1 ug/mL.



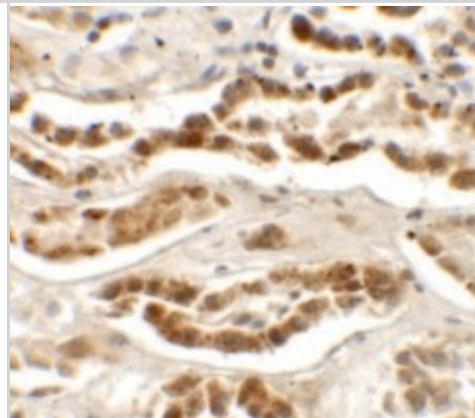
Immunohistochemistry-Paraffin: LZTS2 Antibody [NBP2-41152] - Human kidney tissue with LZTS2 antibody at 2.5 ug/mL.



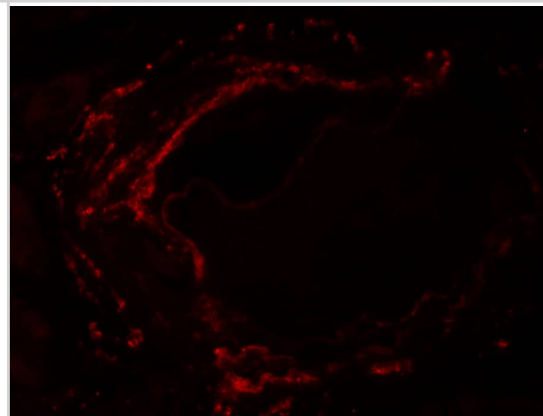
Immunohistochemistry: LZTS2 Antibody [NBP2-41152] - Human kidney tissue with LZTS2 antibody at 20 ug/mL.



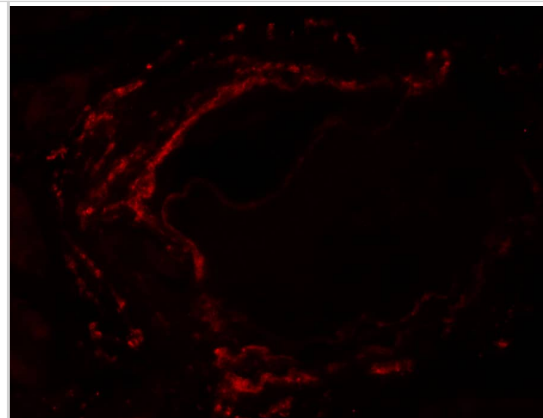
Immunohistochemistry: LZTS2 Antibody - BSA Free [NBP2-41152] - Immunohistochemistry of LZTS2 in human kidney tissue with LZTS2 antibody at 2.5 u/mL.



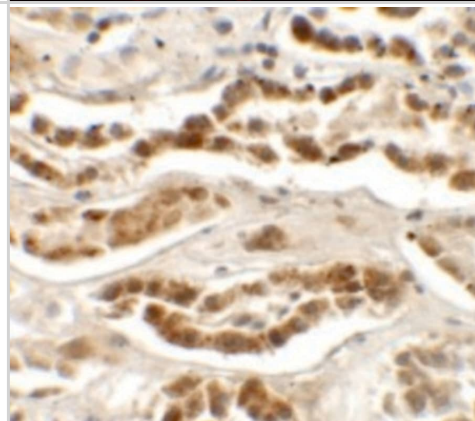
Immunocytochemistry/ Immunofluorescence: LZTS2 Antibody - BSA Free [NBP2-41152] - Immunofluorescence of LZTS2 in human kidney tissue with LZTS2 antibody at 20 u/mL.



Immunocytochemistry/ Immunofluorescence: LZTS2 Antibody - BSA Free [NBP2-41152] - Immunofluorescence of LZTS2 in human kidney tissue with LZTS2 antibody at 20 u/mL.



Immunohistochemistry: LZTS2 Antibody - BSA Free [NBP2-41152] - Immunohistochemistry of LZTS2 in human kidney tissue with LZTS2 antibody at 2.5 u/mL.





### **Novus Biologicals USA**

10730 E. Briarwood Avenue  
Centennial, CO 80112  
USA  
Phone: 303.730.1950  
Toll Free: 1.888.506.6887  
Fax: 303.730.1966  
nb-customerservice@bio-techne.com

### **Bio-Techne Canada**

21 Canmotor Ave  
Toronto, ON M8Z 4E6  
Canada  
Phone: 905.827.6400  
Toll Free: 855.668.8722  
Fax: 905.827.6402  
canada.inquires@bio-techne.com

### **Bio-Techne Ltd**

19 Barton Lane  
Abingdon Science Park  
Abingdon, OX14 3NB, United Kingdom  
Phone: (44) (0) 1235 529449  
Free Phone: 0800 37 34 15  
Fax: (44) (0) 1235 533420  
info.EMEA@bio-techne.com

### **General Contact Information**

www.novusbio.com  
Technical Support: nb-technical@bio-techne.com  
Orders: nb-customerservice@bio-techne.com  
General: novus@novusbio.com

### **Products Related to NBP2-41152**

---

HAF008	Goat anti-Rabbit IgG Secondary Antibody [HRP]
NB7160	Goat anti-Rabbit IgG (H+L) Secondary Antibody [HRP]
NBP2-24891	Rabbit IgG Isotype Control
NBP1-82892PEP	LZTS2 Recombinant Protein Antigen

---

### **Limitations**

This product is for research use only and is not approved for use in humans or in clinical diagnosis. Primary Antibodies are guaranteed for 1 year from date of receipt.

For more information on our 100% guarantee, please visit [www.novusbio.com/guarantee](http://www.novusbio.com/guarantee)

Earn gift cards/discounts by submitting a review: [www.novusbio.com/reviews/submit/NBP2-41152](http://www.novusbio.com/reviews/submit/NBP2-41152)

Earn gift cards/discounts by submitting a publication using this product:  
[www.novusbio.com/publications](http://www.novusbio.com/publications)

