

Product Datasheet

Spermatogenesis associated protein 1 Antibody - BSA Free NBP2-41142

Unit Size: 0.1 mg

Store at 4C short term. Aliquot and store at -20C long term. Avoid freeze-thaw cycles.

www.novusbio.com



technical@novusbio.com

Protocols, Publications, Related Products, Reviews, Research Tools and Images at:
www.novusbio.com/NBP2-41142

Updated 3/4/2026 v.20.1

Earn rewards for product
reviews and publications.

Submit a publication at www.novusbio.com/publications

Submit a review at www.novusbio.com/reviews/destination/NBP2-41142



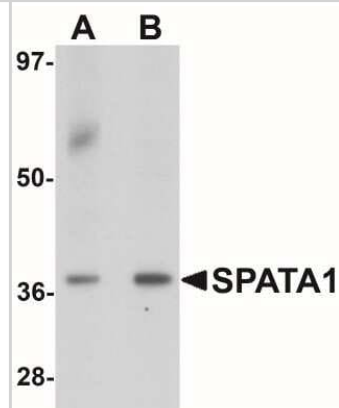
NBP2-41142

Spermatogenesis associated protein 1 Antibody - BSA Free

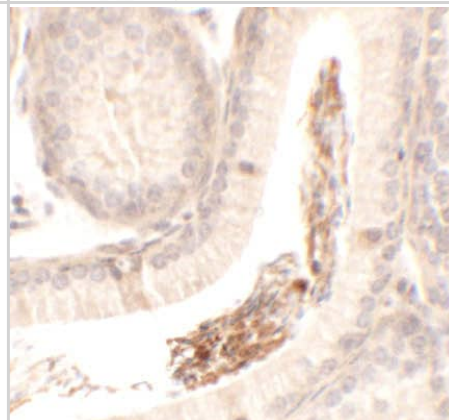
Product Information	
Unit Size	0.1 mg
Concentration	1 mg/ml
Storage	Store at 4C short term. Aliquot and store at -20C long term. Avoid freeze-thaw cycles.
Clonality	Polyclonal
Preservative	0.02% Sodium Azide
Isotype	IgG
Purity	Peptide affinity purified
Buffer	PBS
Product Description	
Host	Rabbit
Gene ID	100505741
Gene Symbol	SPATA1
Species	Human, Mouse
Specificity/Sensitivity	At least two isoforms of SPATA1 are known to exist; this antibody will detect only the longest isoforms. SPATA1 antibody is predicted to not cross-react with other SPATA family members.
Immunogen	Antibody was raised against an 18 amino acid synthetic peptide near the carboxy terminus of human SPATA1. The immunogen is located within amino acids 300 - 350 of SPATA1. Amino Acid Sequence: AYNGWKKKYLETKKVTAS
Product Application Details	
Applications	Western Blot, Immunohistochemistry-Paraffin, ELISA, Immunocytochemistry/Immunofluorescence, Immunohistochemistry
Recommended Dilutions	Western Blot 1-2 ug/ml, ELISA, Immunohistochemistry 2.5 ug/mL, Immunocytochemistry/ Immunofluorescence 20 ug/ml, Immunohistochemistry-Paraffin 2.5 ug/ml

Images

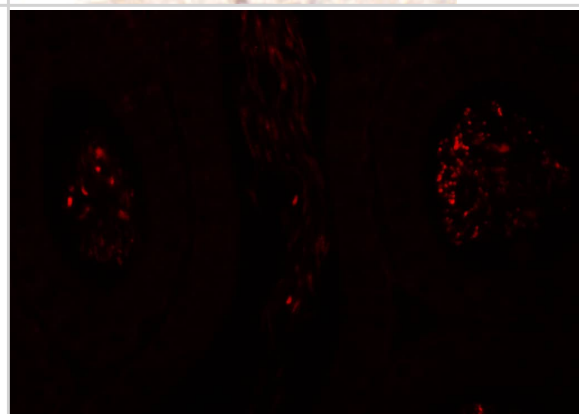
Western Blot: Spermatogenesis associated protein 1 Antibody [NBP2-41142] - Western blot analysis of SPATA1 in A20 cell lysate with SPATA1 antibody at (A) 1 and (B) 2 ug/mL.



Immunohistochemistry: Spermatogenesis associated protein 1 Antibody - BSA Free [NBP2-41142] - Immunohistochemistry of Spermatogenesis associated protein 1 in mouse testis tissue with Spermatogenesis associated protein 1 antibody at 2.5 u/mL.



Immunocytochemistry/ Immunofluorescence: Spermatogenesis associated protein 1 Antibody - BSA Free [NBP2-41142] - Immunofluorescence of Spermatogenesis associated protein 1 in mouse testis tissue with Spermatogenesis associated protein 1 antibody at 20 u/mL.





Novus Biologicals USA

10730 E. Briarwood Avenue
Centennial, CO 80112
USA
Phone: 303.730.1950
Toll Free: 1.888.506.6887
Fax: 303.730.1966
nb-customerservice@bio-techne.com

Bio-Techne Canada

21 Canmotor Ave
Toronto, ON M8Z 4E6
Canada
Phone: 905.827.6400
Toll Free: 855.668.8722
Fax: 905.827.6402
canada.inquires@bio-techne.com

Bio-Techne Ltd

19 Barton Lane
Abingdon Science Park
Abingdon, OX14 3NB, United Kingdom
Phone: (44) (0) 1235 529449
Free Phone: 0800 37 34 15
Fax: (44) (0) 1235 533420
info.EMEA@bio-techne.com

General Contact Information

www.novusbio.com
Technical Support: nb-technical@bio-techne.com
Orders: nb-customerservice@bio-techne.com
General: novus@novusbio.com

Products Related to NBP2-41142

HAF008	Goat anti-Rabbit IgG Secondary Antibody [HRP]
NB7160	Goat anti-Rabbit IgG (H+L) Secondary Antibody [HRP]
NBP2-24891	Rabbit IgG Isotype Control
H00064173-P01-10ug	Recombinant Human Spermatogenesis associated protein 1 GST (N-Term) Protein

Limitations

This product is for research use only and is not approved for use in humans or in clinical diagnosis. Primary Antibodies are guaranteed for 1 year from date of receipt.

For more information on our 100% guarantee, please visit www.novusbio.com/guarantee

Earn gift cards/discounts by submitting a review: www.novusbio.com/reviews/submit/NBP2-41142

Earn gift cards/discounts by submitting a publication using this product:
www.novusbio.com/publications

