

# Product Datasheet

## ADAMTSL5 Antibody - BSA Free NBP2-41120

Unit Size: 0.1 mg

Store at 4C.

[www.novusbio.com](http://www.novusbio.com)



[technical@novusbio.com](mailto:technical@novusbio.com)

Protocols, Publications, Related Products, Reviews, Research Tools and Images at:  
[www.novusbio.com/NBP2-41120](http://www.novusbio.com/NBP2-41120)

Updated 9/9/2025 v.20.1

Earn rewards for product  
reviews and publications.

Submit a publication at [www.novusbio.com/publications](http://www.novusbio.com/publications)

Submit a review at [www.novusbio.com/reviews/destination/NBP2-41120](http://www.novusbio.com/reviews/destination/NBP2-41120)



**NBP2-41120**

ADAMTSL5 Antibody - BSA Free

Product Information	
Unit Size	0.1 mg
Concentration	1 mg/ml
Storage	Store at 4C.
Clonality	Polyclonal
Preservative	0.02% Sodium Azide
Isotype	IgY
Purity	Peptide affinity purified
Buffer	PBS

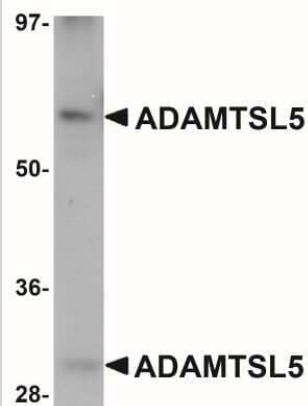
Product Description	
Description	Novus Biologicals Chicken ADAMTSL5 Antibody - BSA Free (NBP2-41120) is a polyclonal antibody validated for use in IHC, WB, ELISA and ICC/IF. All Novus Biologicals antibodies are covered by our 100% guarantee.
Host	Chicken
Gene ID	339366
Gene Symbol	ADAMTSL5
Species	Human, Mouse, Rat
Immunogen	Antibody was raised against a 17 amino acid synthetic peptide near the carboxy terminus of human ADAMTSL5. The immunogen is located within the last 50 amino acids of ADAMTSL5. Amino Acid Sequence: YARPWSPAEDSRIRLTA
Notes	Chicken products cannot be exported to Canada.

Product Application Details	
Applications	Western Blot, Immunohistochemistry-Paraffin, ELISA, Immunocytochemistry/Immunofluorescence, Immunohistochemistry
Recommended Dilutions	Western Blot 1 ug/ml, ELISA, Immunohistochemistry 5 ug/ml, Immunocytochemistry/ Immunofluorescence 20 ug/ml, Immunohistochemistry-Paraffin 5 ug/ml

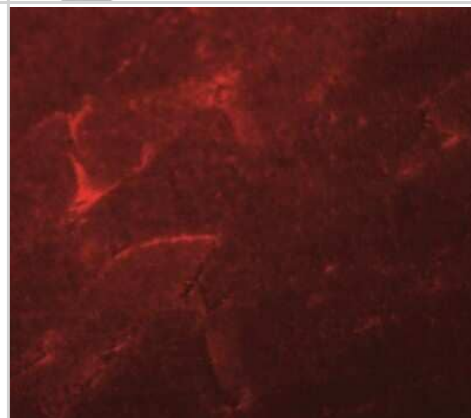


**Images**

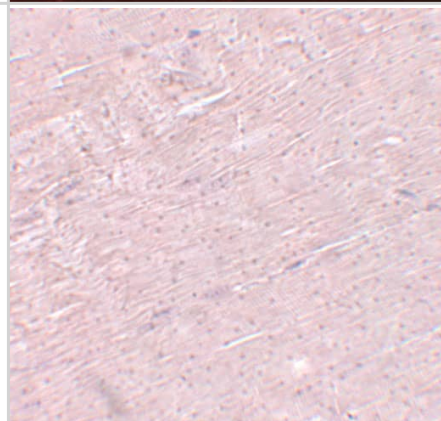
Western Blot: ADAMTSL5 Antibody [NBP2-41120] - Western blot analysis of ADAMTSL5 in human skeletal muscle tissue lysate with ADAMTSL5 antibody at 1 ug/mL.



Immunocytochemistry/Immunofluorescence: ADAMTSL5 Antibody [NBP2-41120] - Immunofluorescence of ADAMTSL5 in mouse skeletal muscle tissue with ADAMTSL5 antibody at 20 ug/mL.



Immunohistochemistry: ADAMTSL5 Antibody - BSA Free [NBP2-41120] - Immunohistochemistry of ADAMTSL5 in mouse skeletal muscle tissue with ADAMTSL5 antibody at 5 ug/mL.





### **Novus Biologicals USA**

10730 E. Briarwood Avenue  
Centennial, CO 80112  
USA  
Phone: 303.730.1950  
Toll Free: 1.888.506.6887  
Fax: 303.730.1966  
nb-customerservice@bio-techne.com

### **Bio-Techne Canada**

21 Canmotor Ave  
Toronto, ON M8Z 4E6  
Canada  
Phone: 905.827.6400  
Toll Free: 855.668.8722  
Fax: 905.827.6402  
canada.inquires@bio-techne.com

### **Bio-Techne Ltd**

19 Barton Lane  
Abingdon Science Park  
Abingdon, OX14 3NB, United Kingdom  
Phone: (44) (0) 1235 529449  
Free Phone: 0800 37 34 15  
Fax: (44) (0) 1235 533420  
info.EMEA@bio-techne.com

### **General Contact Information**

www.novusbio.com  
Technical Support: nb-technical@bio-techne.com  
Orders: nb-customerservice@bio-techne.com  
General: novus@novusbio.com

### **Products Related to NBP2-41120**

---

NBP2-33376H	Blue Marker Antibody (6F4-F6) [HRP]
BAF010	Goat anti-Chicken IgY Secondary Antibody [Biotin]
NB7276	Goat anti-Chicken IgM Heavy Chain Secondary Antibody
NBP1-93438PEP	ADAMTSL5 Recombinant Protein Antigen

---

### **Limitations**

This product is for research use only and is not approved for use in humans or in clinical diagnosis. Primary Antibodies are guaranteed for 1 year from date of receipt.

For more information on our 100% guarantee, please visit [www.novusbio.com/guarantee](http://www.novusbio.com/guarantee)

Earn gift cards/discounts by submitting a review: [www.novusbio.com/reviews/submit/NBP2-41120](http://www.novusbio.com/reviews/submit/NBP2-41120)

Earn gift cards/discounts by submitting a publication using this product:  
[www.novusbio.com/publications](http://www.novusbio.com/publications)

