

Product Datasheet

H1N1 Neuraminidase Antibody - BSA Free NBP2-41110

Unit Size: 0.1 mg

Store at 4C short term. Aliquot and store at -20C long term. Avoid freeze-thaw cycles.

www.novusbio.com



technical@novusbio.com

Protocols, Publications, Related Products, Reviews, Research Tools and Images at:
www.novusbio.com/NBP2-41110

Updated 3/4/2026 v.20.1

Earn rewards for product
reviews and publications.

Submit a publication at www.novusbio.com/publications

Submit a review at www.novusbio.com/reviews/destination/NBP2-41110

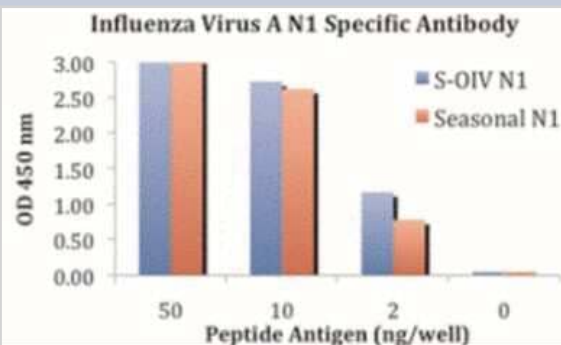


NBP2-41110**H1N1 Neuraminidase Antibody - BSA Free**

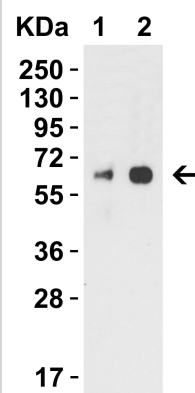
Product Information	
Unit Size	0.1 mg
Concentration	1 mg/ml
Storage	Store at 4C short term. Aliquot and store at -20C long term. Avoid freeze-thaw cycles.
Clonality	Polyclonal
Preservative	0.02% Sodium Azide
Isotype	IgG
Purity	Peptide affinity purified
Buffer	PBS
Product Description	
Host	Rabbit
Species	Influenza A Virus H1N1, Virus
Specificity/Sensitivity	This antibody will recognize the Neuraminidase from the both the seasonal influenza (H1N1) and swine-origin influenza virus (A/California/14/2009 (H1N1)).
Immunogen	Antibody was raised against synthetic peptides from the seasonal influenza (H1N1) Neuraminidase protein and the novel swine influenza Neuraminidase protein. The antibody recognizes both variants. The immunogen is located within the first 50 amino acids of H1N1 Neuraminidase. Amino Acid Sequence: SIQLGNQNQIET
Product Application Details	
Applications	ELISA
Recommended Dilutions	ELISA 1 ug/ml

Images

ELISA: H1N1 Neuraminidase Antibody [NBP2-41110] - ELISA results using H1N1 Neuraminidase antibody at 1 ug/mL and the blocking and corresponding peptides at 50, 10, 2 and 0 ng/mL.

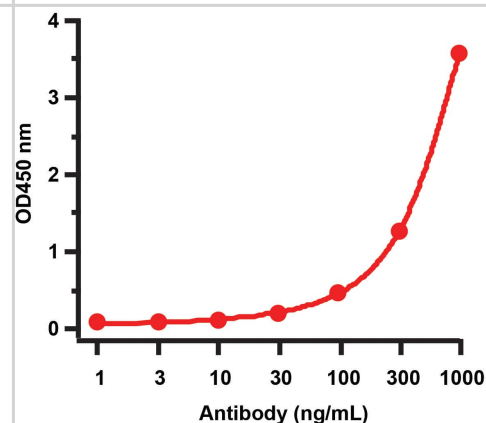


Western Blot: H1N1 Neuraminidase Antibody - BSA Free [NBP2-41110] - Validation with H1N1 NA Protein. Loading: 50ng (Lane 1) and 100ng (Lane 2) H1N1 Neuraminidase recombinant protein. Antibodies: H1N1 NA antibody, 2 ug/mL, 1h incubation at RT in 5% NFDN/TBST. Secondary: Goat anti-rabbit IgG HRP conjugate at 1:10,000 dilution.



ELISA: H1N1 Neuraminidase Antibody - BSA Free [NBP2-41110] - **Figure 2 ELISA Validation with H1N1 NA Protein**

Coating Antigen: H1N1 Neuraminidase recombinant protein, 2 u/mL, incubated at 4 C overnight. Detection Antibodies: H1N1 NA antibody, , dilution: 1-1000 ng/mL, incubated at RT for 1 hr. Secondary Antibodies: Goat anti-rabbit at 1:10,000, incubated at RT for 1 hr.





Novus Biologicals USA

10730 E. Briarwood Avenue
Centennial, CO 80112
USA
Phone: 303.730.1950
Toll Free: 1.888.506.6887
Fax: 303.730.1966
nb-customerservice@bio-techne.com

Bio-Techne Canada

21 Canmotor Ave
Toronto, ON M8Z 4E6
Canada
Phone: 905.827.6400
Toll Free: 855.668.8722
Fax: 905.827.6402
canada.inquires@bio-techne.com

Bio-Techne Ltd

19 Barton Lane
Abingdon Science Park
Abingdon, OX14 3NB, United Kingdom
Phone: (44) (0) 1235 529449
Free Phone: 0800 37 34 15
Fax: (44) (0) 1235 533420
info.EMEA@bio-techne.com

General Contact Information

www.novusbio.com
Technical Support: nb-technical@bio-techne.com
Orders: nb-customerservice@bio-techne.com
General: novus@novusbio.com

Products Related to NBP2-41110

HAF008	Goat anti-Rabbit IgG Secondary Antibody [HRP]
NB7160	Goat anti-Rabbit IgG (H+L) Secondary Antibody [HRP]
NBP2-24891	Rabbit IgG Isotype Control

Limitations

This product is for research use only and is not approved for use in humans or in clinical diagnosis. Primary Antibodies are guaranteed for 1 year from date of receipt.

For more information on our 100% guarantee, please visit www.novusbio.com/guarantee

Earn gift cards/discounts by submitting a review: www.novusbio.com/reviews/submit/NBP2-41110

Earn gift cards/discounts by submitting a publication using this product:
www.novusbio.com/publications

