

Product Datasheet

Transthyretin/Prealbumin Antibody - BSA Free NBP2-41101

Unit Size: 0.1 mg

Store at 4C short term. Aliquot and store at -20C long term. Avoid freeze-thaw cycles.

www.novusbio.com



technical@novusbio.com

Protocols, Publications, Related Products, Reviews, Research Tools and Images at:
www.novusbio.com/NBP2-41101

Updated 3/4/2026 v.20.1

Earn rewards for product
reviews and publications.

Submit a publication at www.novusbio.com/publications

Submit a review at www.novusbio.com/reviews/destination/NBP2-41101



NBP2-41101

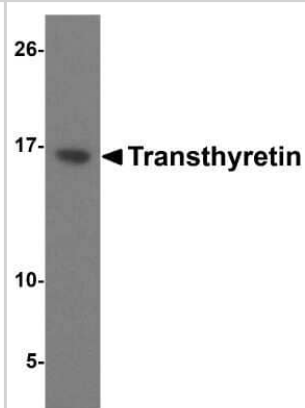
Transthyretin/Prealbumin Antibody - BSA Free

Product Information	
Unit Size	0.1 mg
Concentration	1 mg/ml
Storage	Store at 4C short term. Aliquot and store at -20C long term. Avoid freeze-thaw cycles.
Clonality	Polyclonal
Preservative	0.02% Sodium Azide
Isotype	IgY
Purity	Peptide affinity purified
Buffer	PBS
Target Molecular Weight	16 kDa
Product Description	
Host	Chicken
Gene ID	7276
Gene Symbol	TTR
Species	Human, Mouse, Rat
Reactivity Notes	Immunogen displays the following percentage of sequence identity for non-tested species: Sheep: (88%), Rabbit: (82%), Pig: (82%)
Immunogen	Antibody was raised against a 17 amino acid synthetic peptide near the center of human Transthyretin. The immunogen is located within amino acids 40 - 90 of Transthyretin. Amino Acid Sequence: DDTWEPFASGKTSESSE
Notes	Chicken products cannot be exported to Canada.
Product Application Details	
Applications	Western Blot, Immunohistochemistry-Paraffin, ELISA, Immunocytochemistry/Immunofluorescence, Immunohistochemistry
Recommended Dilutions	Western Blot 1-2 ug/ml, ELISA, Immunohistochemistry 2.5 ug/mL, Immunocytochemistry/ Immunofluorescence 20 ug/mL, Immunohistochemistry-Paraffin 2.5 ug/mL

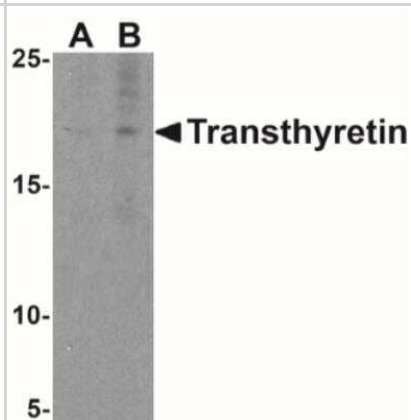


Images

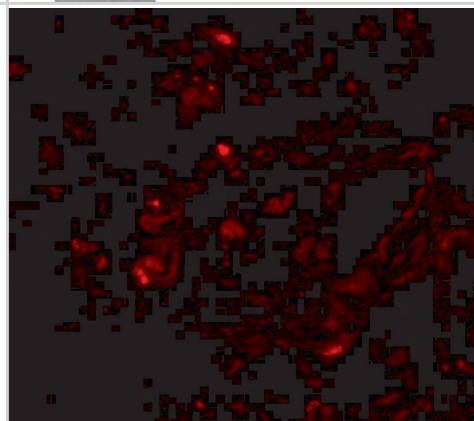
Western Blot: Transthyretin/Prealbumin Antibody [NBP2-41101] - Analysis of 125 ng of Transthyretin recombinant protein with Transthyretin antibody at 1 ug/mL.



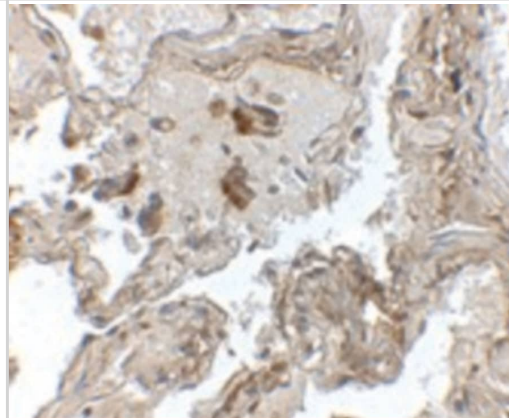
Western Blot: Transthyretin/Prealbumin Antibody [NBP2-41101] - Western blot analysis of Transthyretin in HepG2 cell lysate with Transthyretin antibody at (A) 1 and (B) 2 ug/mL.



Immunocytochemistry/ Immunofluorescence: Transthyretin/Prealbumin Antibody - BSA Free [NBP2-41101] - Immunofluorescence of Transthyretin/Prealbumin in human lung tissue with Transthyretin/Prealbumin antibody at 20 u/mL.



Immunohistochemistry: Transthyretin/Prealbumin Antibody - BSA Free [NBP2-41101] - Immunohistochemistry of Transthyretin/Prealbumin in human lung tissue with Transthyretin/Prealbumin antibody at 2.5 ug/mL.





Novus Biologicals USA

10730 E. Briarwood Avenue
Centennial, CO 80112
USA
Phone: 303.730.1950
Toll Free: 1.888.506.6887
Fax: 303.730.1966
nb-customerservice@bio-techne.com

Bio-Techne Canada

21 Canmotor Ave
Toronto, ON M8Z 4E6
Canada
Phone: 905.827.6400
Toll Free: 855.668.8722
Fax: 905.827.6402
canada.inquires@bio-techne.com

Bio-Techne Ltd

19 Barton Lane
Abingdon Science Park
Abingdon, OX14 3NB, United Kingdom
Phone: (44) (0) 1235 529449
Free Phone: 0800 37 34 15
Fax: (44) (0) 1235 533420
info.EMEA@bio-techne.com

General Contact Information

www.novusbio.com
Technical Support: nb-technical@bio-techne.com
Orders: nb-customerservice@bio-techne.com
General: novus@novusbio.com

Products Related to NBP2-41101

BAF010	Goat anti-Chicken IgY Secondary Antibody [Biotin]
NB7276	Goat anti-Chicken IgM Heavy Chain Secondary Antibody
NBP3-14788-100ug	Recombinant Human Transthyretin/Prealbumin Y78F Variant, Filaments Protein
7954-GM-010/CF	GM-CSF [Unconjugated]

Limitations

This product is for research use only and is not approved for use in humans or in clinical diagnosis. Primary Antibodies are guaranteed for 1 year from date of receipt.

For more information on our 100% guarantee, please visit www.novusbio.com/guarantee

Earn gift cards/discounts by submitting a review: www.novusbio.com/reviews/submit/NBP2-41101

Earn gift cards/discounts by submitting a publication using this product:
www.novusbio.com/publications

