

Product Datasheet

SALM3/LRFN4 Antibody - BSA Free NBP2-41100

Unit Size: 0.1 mg

Store at 4C short term. Aliquot and store at -20C long term. Avoid freeze-thaw cycles.

www.novusbio.com



technical@novusbio.com

Protocols, Publications, Related Products, Reviews, Research Tools and Images at:
www.novusbio.com/NBP2-41100

Updated 3/4/2026 v.20.1

Earn rewards for product
reviews and publications.

Submit a publication at www.novusbio.com/publications

Submit a review at www.novusbio.com/reviews/destination/NBP2-41100



NBP2-41100

SALM3/LRFN4 Antibody - BSA Free

Product Information	
Unit Size	0.1 mg
Concentration	1 mg/ml
Storage	Store at 4C short term. Aliquot and store at -20C long term. Avoid freeze-thaw cycles.
Clonality	Polyclonal
Preservative	0.02% Sodium Azide
Isotype	IgG
Purity	Peptide affinity purified
Buffer	PBS

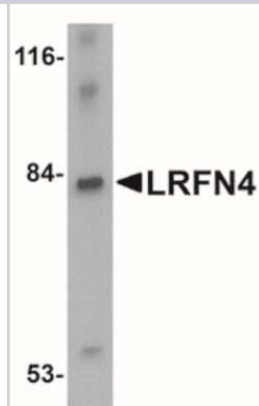
Product Description	
Host	Rabbit
Gene ID	78999
Gene Symbol	LRFN4
Species	Human, Mouse, Rat
Specificity/Sensitivity	This antibody is predicted to not cross-react with other members of the LRFN family.
Immunogen	Antibody was raised against a 14amino acid synthetic peptide near the carboxy terminus of human LRFN4. The immunogen is located within amino acids 550 - 600 of LRFN4. Amino Acid Squence: SPTPKAHPPRSPPRPQR

Product Application Details	
Applications	Western Blot, Immunohistochemistry-Paraffin, ELISA, Immunocytochemistry/ Immunofluorescence, Immunohistochemistry
Recommended Dilutions	Western Blot 1 ug/ml, ELISA, Immunohistochemistry 2.5 ug/ml, Immunocytochemistry/ Immunofluorescence 20 ug/ml, Immunohistochemistry-Paraffin 2.5 ug/ml




Images

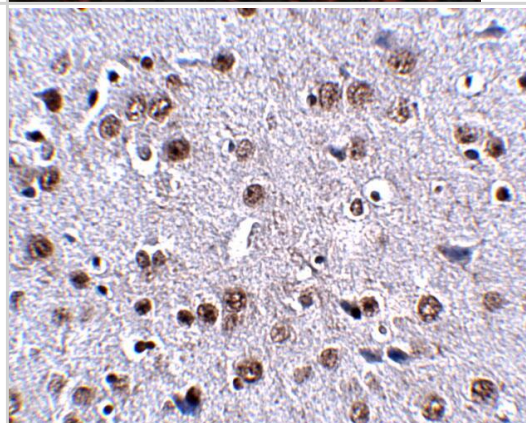
Western Blot: SALM3/LRFN4 Antibody [NBP2-41100] - Western blot analysis of LRFN4 in rat brain lysate with LRFN4 antibody at 1 ug/mL.



Immunocytochemistry/Immunofluorescence: SALM3/LRFN4 Antibody [NBP2-41100] - Immunofluorescence of LRFN4 in mouse brain tissue with LRFN4 antibody at 20 ug/mL.



Immunohistochemistry: SALM3/LRFN4 Antibody - BSA Free [NBP2-41100] - Immunohistochemistry of SALM3/LRFN4 in mouse brain tissue with SALM3/LRFN4 antibody at 2.5 ug/mL.





Novus Biologicals USA

10730 E. Briarwood Avenue
Centennial, CO 80112
USA
Phone: 303.730.1950
Toll Free: 1.888.506.6887
Fax: 303.730.1966
nb-customerservice@bio-techne.com

Bio-Techne Canada

21 Canmotor Ave
Toronto, ON M8Z 4E6
Canada
Phone: 905.827.6400
Toll Free: 855.668.8722
Fax: 905.827.6402
canada.inquires@bio-techne.com

Bio-Techne Ltd

19 Barton Lane
Abingdon Science Park
Abingdon, OX14 3NB, United Kingdom
Phone: (44) (0) 1235 529449
Free Phone: 0800 37 34 15
Fax: (44) (0) 1235 533420
info.EMEA@bio-techne.com

General Contact Information

www.novusbio.com
Technical Support: nb-technical@bio-techne.com
Orders: nb-customerservice@bio-techne.com
General: novus@novusbio.com

Products Related to NBP2-41100

HAF008	Goat anti-Rabbit IgG Secondary Antibody [HRP]
NB7160	Goat anti-Rabbit IgG (H+L) Secondary Antibody [HRP]
NBP2-24891	Rabbit IgG Isotype Control
NBP3-17090PEP	SALM3/LRFN4 Recombinant Protein Antigen

Limitations

This product is for research use only and is not approved for use in humans or in clinical diagnosis. Primary Antibodies are guaranteed for 1 year from date of receipt.

For more information on our 100% guarantee, please visit www.novusbio.com/guarantee

Earn gift cards/discounts by submitting a review: www.novusbio.com/reviews/submit/NBP2-41100

Earn gift cards/discounts by submitting a publication using this product:
www.novusbio.com/publications

