

Product Datasheet

Avian Influenza A H5N1 Hemagglutinin Antibody - BSA Free NBP2-41065

Unit Size: 0.1 mg

Store at 4C short term. Aliquot and store at -20C long term. Avoid freeze-thaw cycles.

www.novusbio.com



technical@novusbio.com

Protocols, Publications, Related Products, Reviews, Research Tools and Images at:
www.novusbio.com/NBP2-41065

Updated 3/4/2026 v.20.1

Earn rewards for product
reviews and publications.

Submit a publication at www.novusbio.com/publications

Submit a review at www.novusbio.com/reviews/destination/NBP2-41065



NBP2-41065

Avian Influenza A H5N1 Hemagglutinin Antibody - BSA Free

Product Information	
Unit Size	0.1 mg
Concentration	1 mg/ml
Storage	Store at 4C short term. Aliquot and store at -20C long term. Avoid freeze-thaw cycles.
Clonality	Polyclonal
Preservative	0.02% Sodium Azide
Isotype	IgG
Purity	Peptide affinity purified
Buffer	PBS

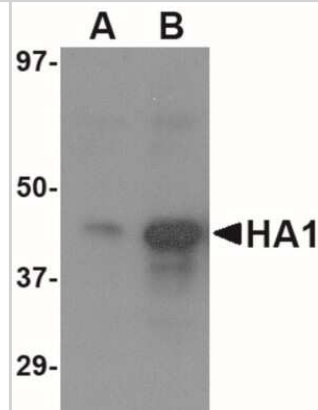
Product Description	
Host	Goat
Gene ID	3654620
Species	Virus
Immunogen	Antibody was raised against a synthetic peptide corresponding to 14 amino acids near the center of the Hemagglutinin protein Efforts were made to use relatively conserved regions of the viral sequence as the antigen. The immunogen is located within amino acids 250 - 300 of Avian Influenza Hemagglutinin 3. Amino Acid Squence: APEYAYKIVKKGDS

Product Application Details	
Applications	Western Blot, ELISA
Recommended Dilutions	Western Blot, ELISA 1 ug/ml

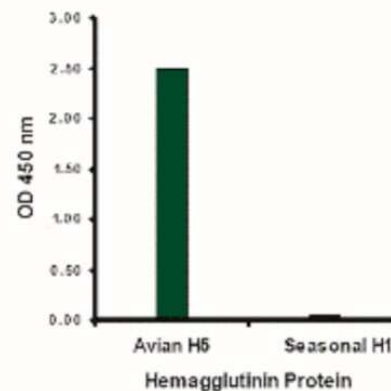


Images

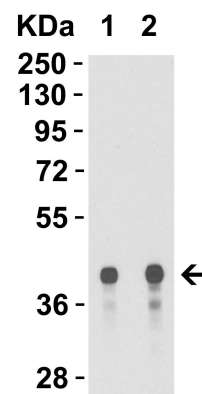
Western Blot: Avian Influenza Hemagglutinin 3 Antibody [NBP2-41065] - Western blot analysis of (A) 1 ng and (B) 5 ng of recombinant HA1 with Avian Influenza Hemagglutinin 3 antibody at 1 ug/mL.



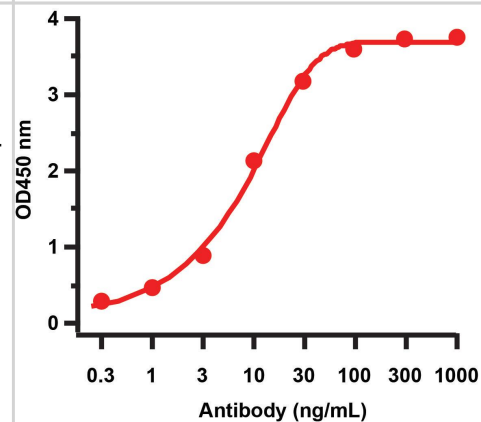
ELISA: Avian Influenza Hemagglutinin 3 Antibody [NBP2-41065] - Hemagglutinin antibody at 1 ug/mL specifically recognizes Avian H5N1 influenza virus but not seasonal influenza virus A H1N1 Hemagglutinin protein.



Western Blot: Avian Influenza A H5N1 Hemagglutinin Antibody - BSA Free [NBP2-41065] - Validation with H5N1 HA Protein. Loading: 30 ng H5N1 Hemagglutinin recombinant protein. Antibodies: Avian Influenza H5N1 HA antibody, 1h incubation at RT in 5% NFDN/TBST. Secondary: Rabbit anti-goat IgG HRP conjugate at 1:10,000 dilution. Lane 1: 0.5 ug/mL; Lane 2: 1 ug/mL



ELISA: Avian Influenza A H5N1 Hemagglutinin Antibody - BSA Free [NBP2-41065] - Figure 2 ELISA Validation with H5N1 HA Protein Coating Antigen: H5N1 Hemagglutinin recombinant protein (Cat. No. 95-101), 2 u/mL, incubated at 4 C overnight. Detection Antibodies: Avian Influenza H5N1 HA antibody, dilution: 0.3-1000 ng/mL, incubated at RT for 1 hr. Secondary Antibodies: Rabbi anti-goat HRP at 1:10,000, incubated at RT for 1 hr.





Novus Biologicals USA

10730 E. Briarwood Avenue
Centennial, CO 80112
USA
Phone: 303.730.1950
Toll Free: 1.888.506.6887
Fax: 303.730.1966
nb-customerservice@bio-techne.com

Bio-Techne Canada

21 Canmotor Ave
Toronto, ON M8Z 4E6
Canada
Phone: 905.827.6400
Toll Free: 855.668.8722
Fax: 905.827.6402
canada.inquires@bio-techne.com

Bio-Techne Ltd

19 Barton Lane
Abingdon Science Park
Abingdon, OX14 3NB, United Kingdom
Phone: (44) (0) 1235 529449
Free Phone: 0800 37 34 15
Fax: (44) (0) 1235 533420
info.EMEA@bio-techne.com

General Contact Information

www.novusbio.com
Technical Support: nb-technical@bio-techne.com
Orders: nb-customerservice@bio-techne.com
General: novus@novusbio.com

Products Related to NBP2-41065

HAF017	Rabbit anti-Goat IgG Secondary Antibody [HRP (Horseradish Peroxidase)]
HAF109	Donkey anti-Goat IgG Secondary Antibody [HRP (Horseradish Peroxidase)]
NB410-28088-1mg	Goat IgG Isotype Control

Limitations

This product is for research use only and is not approved for use in humans or in clinical diagnosis. Primary Antibodies are guaranteed for 1 year from date of receipt.

For more information on our 100% guarantee, please visit www.novusbio.com/guarantee

Earn gift cards/discounts by submitting a review: www.novusbio.com/reviews/submit/NBP2-41065

Earn gift cards/discounts by submitting a publication using this product:
www.novusbio.com/publications

