

Product Datasheet

SHCBP1L Antibody - BSA Free NBP2-39034

Unit Size: 0.1 ml

Store at 4C short term. Aliquot and store at -20C long term. Avoid freeze-thaw cycles.

www.novusbio.com



technical@novusbio.com

Protocols, Publications, Related Products, Reviews, Research Tools and Images at:
www.novusbio.com/NBP2-39034

Updated 12/2/2025 v.20.1

Earn rewards for product
reviews and publications.

Submit a publication at www.novusbio.com/publications

Submit a review at www.novusbio.com/reviews/destination/NBP2-39034



NBP2-39034

SHCBP1L Antibody - BSA Free

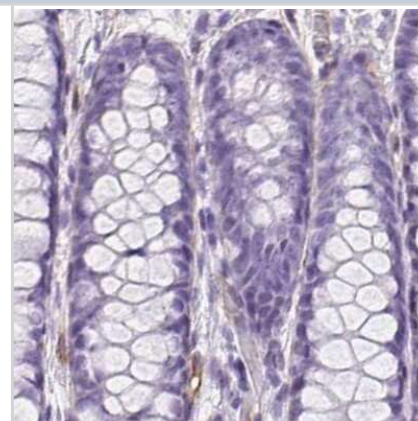
Product Information	
Unit Size	0.1 ml
Concentration	Concentrations vary lot to lot. See vial label for concentration. If unlisted please contact technical services.
Storage	Store at 4C short term. Aliquot and store at -20C long term. Avoid freeze-thaw cycles.
Clonality	Polyclonal
Preservative	0.02% Sodium Azide
Isotype	IgG
Purity	Affinity purified
Buffer	PBS (pH 7.2) and 40% Glycerol

Product Description	
Description	Novus Biologicals Rabbit SHCBP1L Antibody - BSA Free (NBP2-39034) is a polyclonal antibody validated for use in IHC. All Novus Biologicals antibodies are covered by our 100% guarantee.
Host	Rabbit
Gene ID	81626
Gene Symbol	SHCBP1L
Species	Human
Reactivity Notes	Immunogen displays the following percentage of sequence identity for non-tested species: Mouse (86%), Rat (86%)
Immunogen	This antibody was developed against a recombinant protein corresponding to amino acids: TLRGVNMKVLPAKPKLMTNNHIYSNKGYGVSILQPMEQFFIVAEELNKRASSG DKKDDKMLFKVMQNLNLEMNNKI

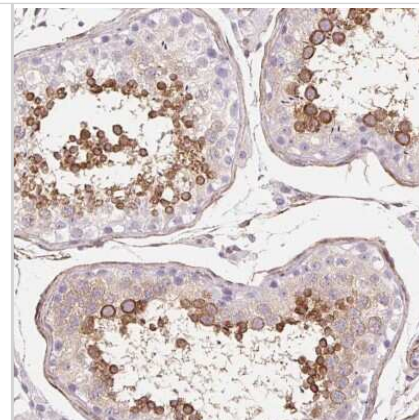
Product Application Details	
Applications	Immunohistochemistry-Paraffin, Immunohistochemistry
Recommended Dilutions	Immunohistochemistry 1:2500 - 1:5000, Immunohistochemistry-Paraffin 1:2500 - 1:5000
Application Notes	For IHC-Paraffin, HIER pH 6 retrieval is recommended.

Images

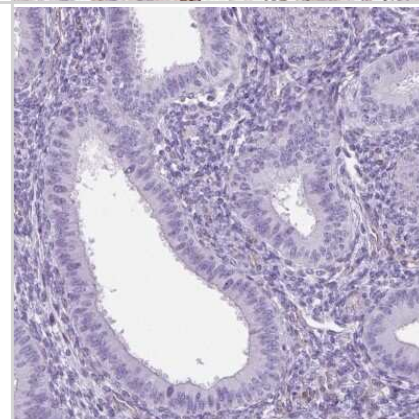
Immunohistochemistry-Paraffin: SHCBP1L Antibody [NBP2-39034] - Staining of human colon.



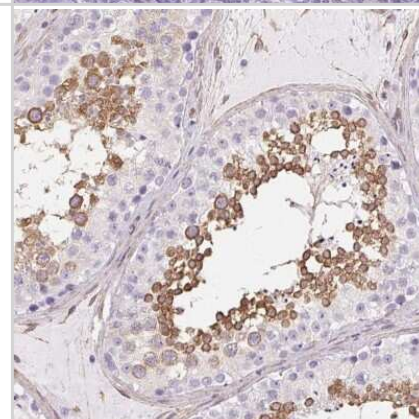
Immunohistochemistry: SHCBP1L Antibody [NBP2-39034] - Staining of human testis shows strong cytoplasmic positivity in subset of cells in seminiferus ducts.



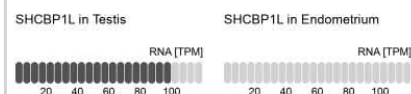
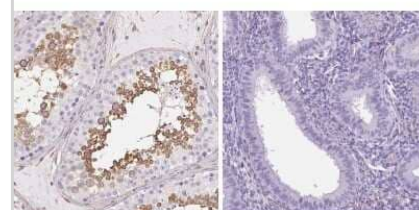
Immunohistochemistry-Paraffin: SHCBP1L Antibody [NBP2-39034] - Staining of human endometrium shows low expression as expected.



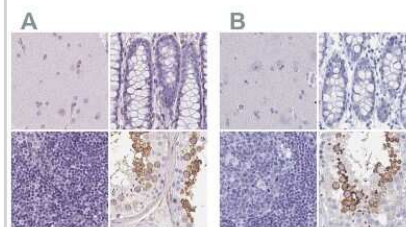
Immunohistochemistry-Paraffin: SHCBP1L Antibody [NBP2-39034] - Staining of human testis shows high expression.



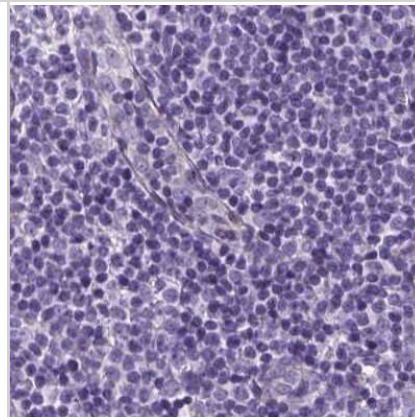
Immunohistochemistry-Paraffin: SHCBP1L Antibody [NBP2-39034] - Staining in human testis and endometrium tissues using anti-SHCBP1L antibody. Corresponding SHCBP1L RNA-seq data are presented for the same tissues.



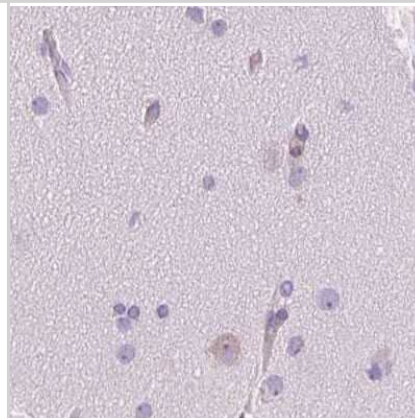
Immunohistochemistry-Paraffin: SHCBP1L Antibody [NBP2-39034] - Staining of human cerebral cortex, colon, lymph node and testis using Anti-SHCBP1L antibody NBP2-39034 (A) shows similar protein distribution across tissues to independent antibody NBP1-90716 (B).



Immunohistochemistry-Paraffin: SHCBP1L Antibody [NBP2-39034] - Staining of human lymph node.



Immunohistochemistry-Paraffin: SHCBP1L Antibody [NBP2-39034] - Staining of human cerebral cortex.





Novus Biologicals USA

10730 E. Briarwood Avenue
Centennial, CO 80112
USA
Phone: 303.730.1950
Toll Free: 1.888.506.6887
Fax: 303.730.1966
nb-customerservice@bio-techne.com

Bio-Techne Canada

21 Canmotor Ave
Toronto, ON M8Z 4E6
Canada
Phone: 905.827.6400
Toll Free: 855.668.8722
Fax: 905.827.6402
canada.inquires@bio-techne.com

Bio-Techne Ltd

19 Barton Lane
Abingdon Science Park
Abingdon, OX14 3NB, United Kingdom
Phone: (44) (0) 1235 529449
Free Phone: 0800 37 34 15
Fax: (44) (0) 1235 533420
info.EMEA@bio-techne.com

General Contact Information

www.novusbio.com
Technical Support: nb-technical@bio-techne.com
Orders: nb-customerservice@bio-techne.com
General: novus@novusbio.com

Products Related to NBP2-39034

NBP2-39034PEP	SHCBP1L Recombinant Protein Antigen
HAF008	Goat anti-Rabbit IgG Secondary Antibody [HRP]
NB7160	Goat anti-Rabbit IgG (H+L) Secondary Antibody [HRP]
NBP2-24891	Rabbit IgG Isotype Control

Limitations

This product is for research use only and is not approved for use in humans or in clinical diagnosis. Primary Antibodies are guaranteed for 1 year from date of receipt.

For more information on our 100% guarantee, please visit www.novusbio.com/guarantee

Earn gift cards/discounts by submitting a review: www.novusbio.com/reviews/submit/NBP2-39034

Earn gift cards/discounts by submitting a publication using this product:
www.novusbio.com/publications

