

Product Datasheet

Catalase Antibody - BSA Free NBP2-38772

Unit Size: 0.1 ml

Store at 4C short term. Aliquot and store at -20C long term. Avoid freeze-thaw cycles.

www.novusbio.com



technical@novusbio.com

Protocols, Publications, Related Products, Reviews, Research Tools and Images at:
www.novusbio.com/NBP2-38772

Updated 12/2/2025 v.20.1

Earn rewards for product
reviews and publications.

Submit a publication at www.novusbio.com/publications

Submit a review at www.novusbio.com/reviews/destination/NBP2-38772



NBP2-38772

Catalase Antibody - BSA Free

Product Information	
Unit Size	0.1 ml
Concentration	Concentrations vary lot to lot. See vial label for concentration. If unlisted please contact technical services.
Storage	Store at 4C short term. Aliquot and store at -20C long term. Avoid freeze-thaw cycles.
Clonality	Polyclonal
Preservative	0.02% Sodium Azide
Isotype	IgG
Purity	Affinity purified
Buffer	PBS (pH 7.2) and 40% Glycerol

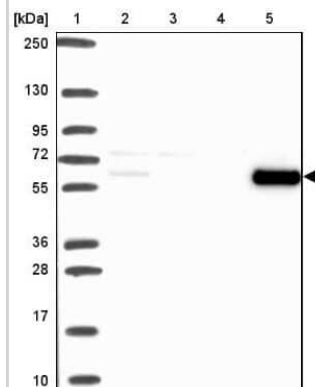
Product Description	
Description	Novus Biologicals Rabbit Catalase Antibody - BSA Free (NBP2-38772) is a polyclonal antibody validated for use in IHC, WB and ICC/IF. All Novus Biologicals antibodies are covered by our 100% guarantee.
Host	Rabbit
Gene ID	847
Gene Symbol	CAT
Species	Human
Reactivity Notes	Immunogen displays the following percentage of sequence identity for non-tested species: Mouse (84%)
Immunogen	This antibody was developed against a recombinant protein corresponding to amino acids: NTANDDNVTQVRAFYVNVLNNEEQRKRLCENIAGHLKDAQIFIQKKAVKNFTEVH PDYGSHIQALLDKYNAEKPKNAIHTFVQSGSHL

Product Application Details	
Applications	Western Blot, Immunohistochemistry-Paraffin, Immunocytochemistry/ Immunofluorescence, Immunohistochemistry
Recommended Dilutions	Western Blot 0.04-0.4 ug/ml, Immunohistochemistry 1:200 - 1:500, Immunocytochemistry/ Immunofluorescence 0.25-2 ug/ml, Immunohistochemistry-Paraffin 1:200 - 1:500
Application Notes	For IHC-Paraffin, HIER pH 6 retrieval is recommended. Immunocytochemistry/Immunofluorescence Fixation Permeabilization: Use PFA/Triton X-100.

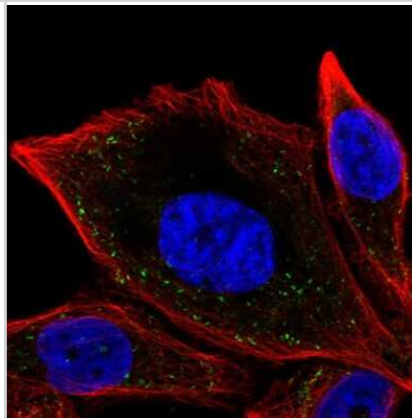


Images

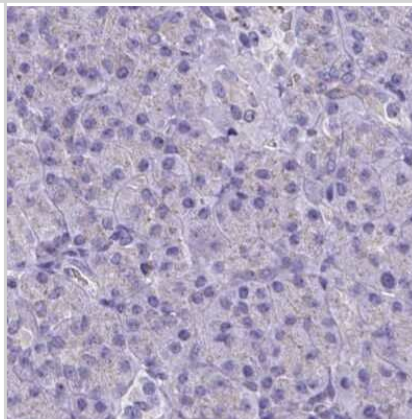
Western Blot: Catalase Antibody [NBP2-38772] - Lane 1: Marker [kDa] 250, 130, 95, 72, 55, 36, 28, 17, 10. Lane 2: Human cell line RT-4. Lane 3: Human cell line U-251MG. Lane 4: Human Plasma. Lane 5: Human liver tissue



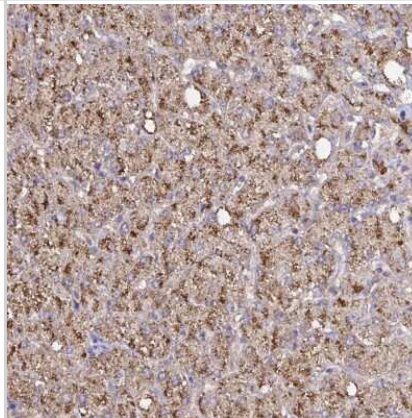
Immunocytochemistry/Immunofluorescence: Catalase Antibody [NBP2-38772] - Immunofluorescent staining of human cell line PC-3 shows localization to vesicles.



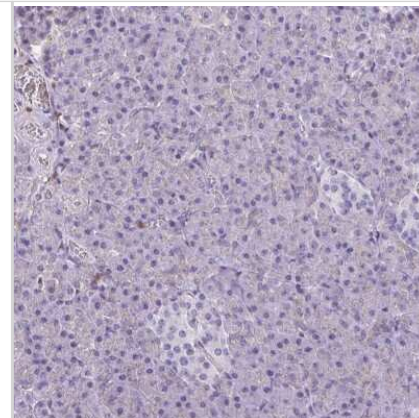
Immunohistochemistry-Paraffin: Catalase Antibody [NBP2-38772] - Staining of human pancreas using Anti-CAT antibody NBP2-38772.



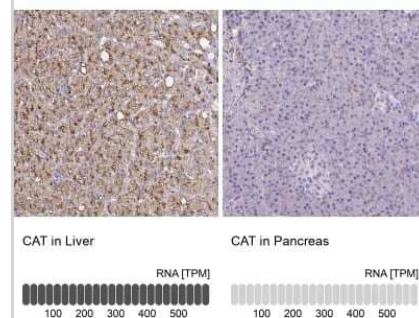
Immunohistochemistry: Catalase Antibody [NBP2-38772] - Staining of human liver shows strong cytoplasmic positivity in hepatocytes.



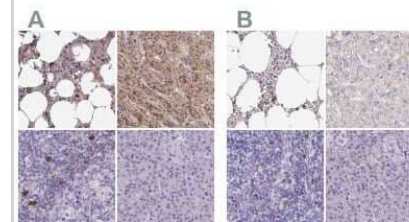
Immunohistochemistry-Paraffin: Catalase Antibody [NBP2-38772] - Staining of human pancreas shows low expression as expected.



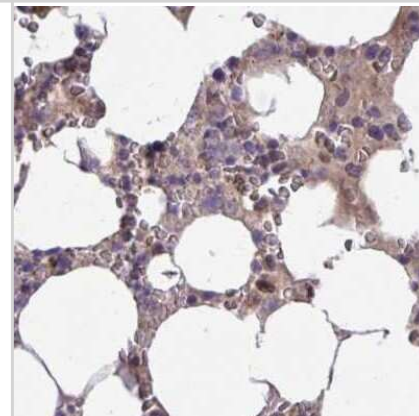
Immunohistochemistry-Paraffin: Catalase Antibody [NBP2-38772] - Staining in human liver and pancreas tissues using anti-CAT antibody. Corresponding CAT RNA-seq data are presented for the same tissues.



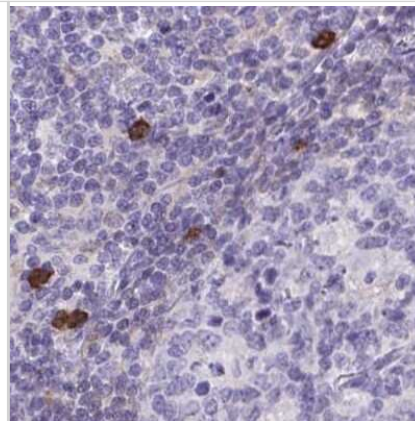
Immunohistochemistry-Paraffin: Catalase Antibody [NBP2-38772] - Staining of human bone marrow, liver, lymph node and pancreas using Anti-CAT antibody NBP2-38772 (A) shows similar protein distribution across tissues to independent antibody NBP2-38646 (B).



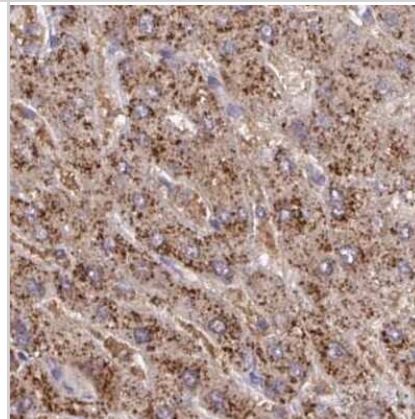
Immunohistochemistry-Paraffin: Catalase Antibody [NBP2-38772] - Staining of human bone marrow.



Immunohistochemistry-Paraffin: Catalase Antibody [NBP2-38772] - Staining of human lymph node.



Immunohistochemistry-Paraffin: Catalase Antibody [NBP2-38772] - Staining of human liver using Anti-CAT antibody NBP2-38772.





Novus Biologicals USA

10730 E. Briarwood Avenue
Centennial, CO 80112
USA
Phone: 303.730.1950
Toll Free: 1.888.506.6887
Fax: 303.730.1966
nb-customerservice@bio-techne.com

Bio-Techne Canada

21 Canmotor Ave
Toronto, ON M8Z 4E6
Canada
Phone: 905.827.6400
Toll Free: 855.668.8722
Fax: 905.827.6402
canada.inquires@bio-techne.com

Bio-Techne Ltd

19 Barton Lane
Abingdon Science Park
Abingdon, OX14 3NB, United Kingdom
Phone: (44) (0) 1235 529449
Free Phone: 0800 37 34 15
Fax: (44) (0) 1235 533420
info.EMEA@bio-techne.com

General Contact Information

www.novusbio.com
Technical Support: nb-technical@bio-techne.com
Orders: nb-customerservice@bio-techne.com
General: novus@novusbio.com

Products Related to NBP2-38772

NBP2-38772PEP	Catalase Recombinant Protein Antigen
NBP2-33376H	Blue Marker Antibody (6F4-F6) [HRP]
HAF008	Goat anti-Rabbit IgG Secondary Antibody [HRP]
NB7160	Goat anti-Rabbit IgG (H+L) Secondary Antibody [HRP]
NBP2-24891	Rabbit IgG Isotype Control

Limitations

This product is for research use only and is not approved for use in humans or in clinical diagnosis. Primary Antibodies are guaranteed for 1 year from date of receipt.

For more information on our 100% guarantee, please visit www.novusbio.com/guarantee

Earn gift cards/discounts by submitting a review: www.novusbio.com/reviews/submit/NBP2-38772

Earn gift cards/discounts by submitting a publication using this product:
www.novusbio.com/publications

