

# Product Datasheet

## PKC eta Antibody - BSA Free NBP2-38711

Unit Size: 0.1 ml

Store at 4C short term. Aliquot and store at -20C long term. Avoid freeze-thaw cycles.

[www.novusbio.com](http://www.novusbio.com)



[technical@novusbio.com](mailto:technical@novusbio.com)

### Publications: 1

Protocols, Publications, Related Products, Reviews, Research Tools and Images at:  
[www.novusbio.com/NBP2-38711](http://www.novusbio.com/NBP2-38711)

Updated 12/2/2025 v.20.1

Earn rewards for product  
reviews and publications.

Submit a publication at [www.novusbio.com/publications](http://www.novusbio.com/publications)

Submit a review at [www.novusbio.com/reviews/destination/NBP2-38711](http://www.novusbio.com/reviews/destination/NBP2-38711)



**NBP2-38711**

PKC eta Antibody - BSA Free

Product Information	
Unit Size	0.1 ml
Concentration	Concentrations vary lot to lot. See vial label for concentration. If unlisted please contact technical services.
Storage	Store at 4C short term. Aliquot and store at -20C long term. Avoid freeze-thaw cycles.
Clonality	Polyclonal
Preservative	0.02% Sodium Azide
Isotype	IgG
Purity	Affinity purified
Buffer	PBS (pH 7.2) and 40% Glycerol

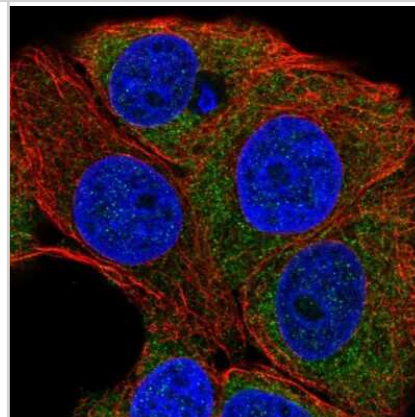
Product Description	
Description	Novus Biologicals Rabbit PKC eta Antibody - BSA Free (NBP2-38711) is a polyclonal antibody validated for use in IHC and ICC/IF. Anti-PKC eta Antibody: Cited in 1 publication. All Novus Biologicals antibodies are covered by our 100% guarantee.
Host	Rabbit
Gene ID	5583
Gene Symbol	PRKCH
Species	Human
Immunogen	This antibody was developed against a recombinant protein corresponding to amino acids: DHFVANCTLQFQELLRTTGASDTFEGWVDLEPEGKVFVVITLTGSFTEATLQRD RIFKHFTTRKRQRAMRRRVHQ

Product Application Details	
Applications	Immunohistochemistry-Paraffin, Immunocytochemistry/ Immunofluorescence, Immunohistochemistry
Recommended Dilutions	Immunohistochemistry 1:200 - 1:500, Immunocytochemistry/ Immunofluorescence 0.25-2 ug/ml, Immunohistochemistry-Paraffin 1:200 - 1:500
Application Notes	For IHC-Paraffin, HIER pH 6 retrieval is recommended. ICC/IF Fixation Permeabilization: Use PFA/Triton X-100.

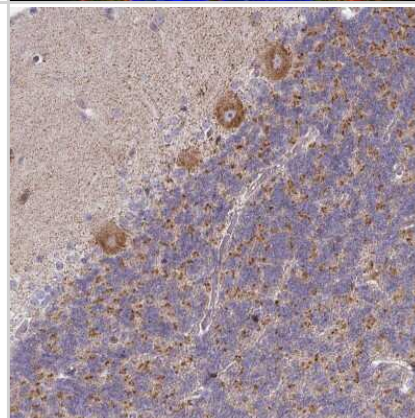


**Images**

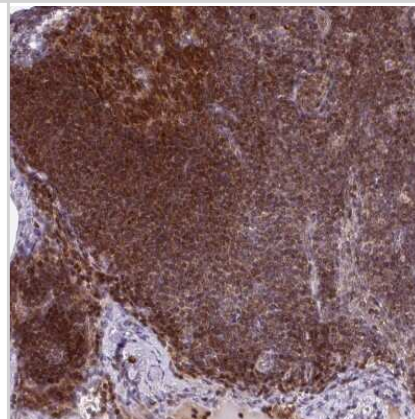
Immunocytochemistry/Immunofluorescence: PKC eta Antibody [NBP2-38711] - Staining of human cell line MCF7 shows localization to cytosol. Antibody staining is shown in green.



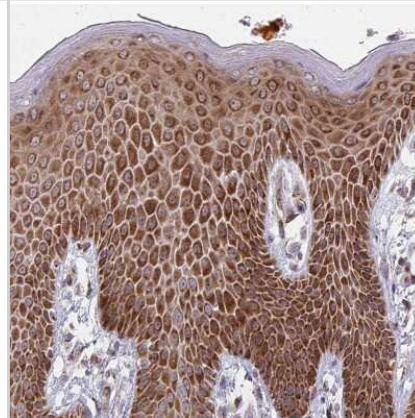
Immunohistochemistry-Paraffin: PKC eta Antibody [NBP2-38711] - Staining of human cerebellum shows moderate cytoplasmic positivity in Purkinje cells.



Immunohistochemistry-Paraffin: PKC eta Antibody [NBP2-38711] - Staining of human lymphoid tissues shows strong cytoplasmic positivity in germinal and non-germinal cells.



Immunohistochemistry-Paraffin: PKC eta Antibody [NBP2-38711] - Staining of human skin shows moderate cytoplasmic positivity in epidermis.



## Publications

Divya Ram Jayaram, Sigal Frost, Chanan Argov, Vijayasteltar Belsamma Liju, Nikhil Ponnor Anto, Amitha Muraleedharan, Assaf Ben-Ari, Rose Sinay, Ilan Smoly, Ofra Novoplansky, Noah Isakov, Debra Toiber, Chen Keasar, Moshe Elkabets, Esti Yeger-Lotem, Etta Livneh Unraveling the hidden role of a uORF-encoded peptide as a kinase inhibitor of PKCs Proceedings of the National Academy of Sciences of the United States of America 2021-10-05 [PMID: 34593629]





### **Novus Biologicals USA**

10730 E. Briarwood Avenue  
Centennial, CO 80112  
USA  
Phone: 303.730.1950  
Toll Free: 1.888.506.6887  
Fax: 303.730.1966  
nb-customerservice@bio-techne.com

### **Bio-Techne Canada**

21 Canmotor Ave  
Toronto, ON M8Z 4E6  
Canada  
Phone: 905.827.6400  
Toll Free: 855.668.8722  
Fax: 905.827.6402  
canada.inquires@bio-techne.com

### **Bio-Techne Ltd**

19 Barton Lane  
Abingdon Science Park  
Abingdon, OX14 3NB, United Kingdom  
Phone: (44) (0) 1235 529449  
Free Phone: 0800 37 34 15  
Fax: (44) (0) 1235 533420  
info.EMEA@bio-techne.com

### **General Contact Information**

www.novusbio.com  
Technical Support: nb-technical@bio-techne.com  
Orders: nb-customerservice@bio-techne.com  
General: novus@novusbio.com

### **Products Related to NBP2-38711**

---

NBP2-38711PEP	PKC eta Recombinant Protein Antigen
HAF008	Goat anti-Rabbit IgG Secondary Antibody [HRP]
NB7160	Goat anti-Rabbit IgG (H+L) Secondary Antibody [HRP]
NBP2-24891	Rabbit IgG Isotype Control

---

### **Limitations**

This product is for research use only and is not approved for use in humans or in clinical diagnosis. Primary Antibodies are guaranteed for 1 year from date of receipt.

For more information on our 100% guarantee, please visit [www.novusbio.com/guarantee](http://www.novusbio.com/guarantee)

Earn gift cards/discounts by submitting a review: [www.novusbio.com/reviews/submit/NBP2-38711](http://www.novusbio.com/reviews/submit/NBP2-38711)

Earn gift cards/discounts by submitting a publication using this product:  
[www.novusbio.com/publications](http://www.novusbio.com/publications)

