

Product Datasheet

Hydrogen Potassium ATPase Beta Antibody - BSA Free NBP2-38674

Unit Size: 0.1 ml

Store at 4C short term. Aliquot and store at -20C long term. Avoid freeze-thaw cycles.

www.novusbio.com



technical@novusbio.com

Protocols, Publications, Related Products, Reviews, Research Tools and Images at:
www.novusbio.com/NBP2-38674

Updated 12/2/2025 v.20.1

Earn rewards for product
reviews and publications.

Submit a publication at www.novusbio.com/publications

Submit a review at www.novusbio.com/reviews/destination/NBP2-38674



NBP2-38674**Hydrogen Potassium ATPase Beta Antibody - BSA Free**

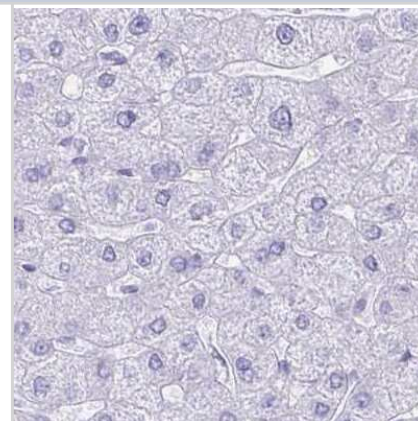
Product Information	
Unit Size	0.1 ml
Concentration	Concentrations vary lot to lot. See vial label for concentration. If unlisted please contact technical services.
Storage	Store at 4C short term. Aliquot and store at -20C long term. Avoid freeze-thaw cycles.
Clonality	Polyclonal
Preservative	0.02% Sodium Azide
Isotype	IgG
Purity	Affinity purified
Buffer	PBS (pH 7.2) and 40% Glycerol

Product Description	
Description	Novus Biologicals Rabbit Hydrogen Potassium ATPase Beta Antibody - BSA Free (NBP2-38674) is a polyclonal antibody validated for use in IHC. All Novus Biologicals antibodies are covered by our 100% guarantee.
Host	Rabbit
Gene ID	496
Gene Symbol	ATP4B
Species	Human
Reactivity Notes	Immunogen displays the following percentage of sequence identity for non-tested species: Mouse (82%), Rat (80%)
Immunogen	This antibody was developed against a recombinant protein corresponding to amino acids: LQNCSGLADPNFGFEEGKPCFIIKMNRIKFLPSNGSAPRVDCAFLDQPRELGG PLQVKYYPNGTFSLHYFP

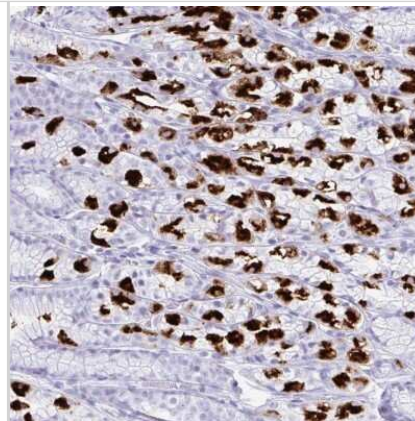
Product Application Details	
Applications	Immunohistochemistry-Paraffin, Immunohistochemistry
Recommended Dilutions	Immunohistochemistry 1:20 - 1:50, Immunohistochemistry-Paraffin 1:20 - 1:50
Application Notes	For IHC-Paraffin, HIER pH 6 retrieval is recommended.

Images

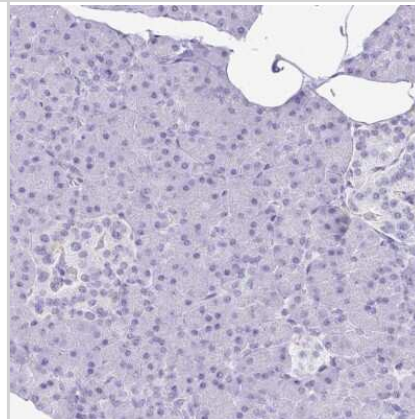
Immunohistochemistry-Paraffin: Hydrogen Potassium ATPase Beta Antibody [NBP2-38674] - Staining of human liver.



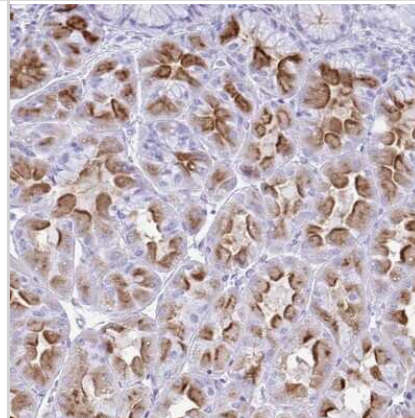
Immunohistochemistry: Hydrogen Potassium ATPase Beta Antibody [NBP2-38674] - Staining of human stomach shows strong cytoplasmic positivity in subset of glandular cells.



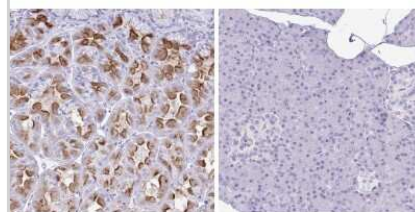
Immunohistochemistry-Paraffin: Hydrogen Potassium ATPase Beta Antibody [NBP2-38674] - Staining of human pancreas shows low expression as expected.



Immunohistochemistry-Paraffin: Hydrogen Potassium ATPase Beta Antibody [NBP2-38674] - Staining of human stomach shows high expression.




Immunohistochemistry-Paraffin: Hydrogen Potassium ATPase Beta Antibody [NBP2-38674] - Staining in human stomach and pancreas tissues using anti-ATP4B antibody. Corresponding ATP4B RNA-seq data are presented for the same tissues.

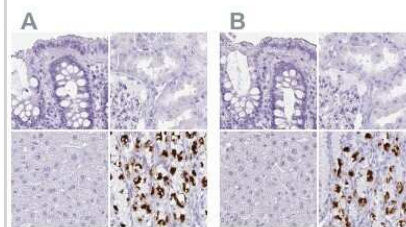


ATP4B in Stomach

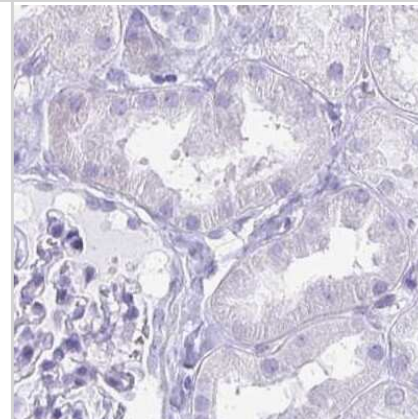
ATP4B in Pancreas



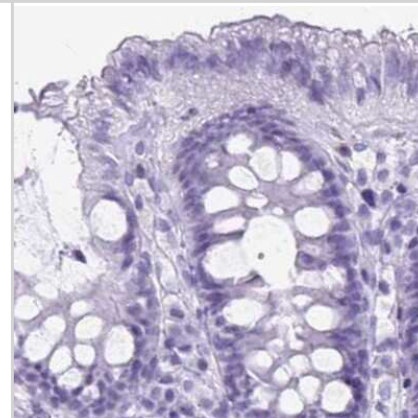
Immunohistochemistry-Paraffin: Hydrogen Potassium ATPase Beta Antibody [NBP2-38674] - Staining of human colon, kidney, liver and stomach using Anti-ATP4B antibody NBP2-38674 (A) shows similar protein distribution across tissues to independent antibody NBP2-32035 (B).



Immunohistochemistry-Paraffin: Hydrogen Potassium ATPase Beta Antibody [NBP2-38674] - Staining of human kidney.



Immunohistochemistry-Paraffin: Hydrogen Potassium ATPase Beta Antibody [NBP2-38674] - Staining of human colon.





Novus Biologicals USA

10730 E. Briarwood Avenue
Centennial, CO 80112
USA
Phone: 303.730.1950
Toll Free: 1.888.506.6887
Fax: 303.730.1966
nb-customerservice@bio-techne.com

Bio-Techne Canada

21 Canmotor Ave
Toronto, ON M8Z 4E6
Canada
Phone: 905.827.6400
Toll Free: 855.668.8722
Fax: 905.827.6402
canada.inquires@bio-techne.com

Bio-Techne Ltd

19 Barton Lane
Abingdon Science Park
Abingdon, OX14 3NB, United Kingdom
Phone: (44) (0) 1235 529449
Free Phone: 0800 37 34 15
Fax: (44) (0) 1235 533420
info.EMEA@bio-techne.com

General Contact Information

www.novusbio.com
Technical Support: nb-technical@bio-techne.com
Orders: nb-customerservice@bio-techne.com
General: novus@novusbio.com

Products Related to NBP2-38674

NBP2-38674PEP	Hydrogen Potassium ATPase Beta Recombinant Protein Antigen
HAF008	Goat anti-Rabbit IgG Secondary Antibody [HRP]
NB7160	Goat anti-Rabbit IgG (H+L) Secondary Antibody [HRP]
NBP2-24891	Rabbit IgG Isotype Control

Limitations

This product is for research use only and is not approved for use in humans or in clinical diagnosis. Primary Antibodies are guaranteed for 1 year from date of receipt.

For more information on our 100% guarantee, please visit www.novusbio.com/guarantee

Earn gift cards/discounts by submitting a review: www.novusbio.com/reviews/submit/NBP2-38674

Earn gift cards/discounts by submitting a publication using this product:
www.novusbio.com/publications

