

# Product Datasheet

## SH3TC2 Antibody - BSA Free

### NBP2-38360

Unit Size: 0.1 ml

Store at 4C short term. Aliquot and store at -20C long term. Avoid freeze-thaw cycles.

[www.novusbio.com](http://www.novusbio.com)



[technical@novusbio.com](mailto:technical@novusbio.com)

Protocols, Publications, Related Products, Reviews, Research Tools and Images at:  
[www.novusbio.com/NBP2-38360](http://www.novusbio.com/NBP2-38360)

Updated 12/2/2025 v.20.1

Earn rewards for product reviews and publications.

Submit a publication at [www.novusbio.com/publications](http://www.novusbio.com/publications)

Submit a review at [www.novusbio.com/reviews/destination/NBP2-38360](http://www.novusbio.com/reviews/destination/NBP2-38360)



**NBP2-38360**

SH3TC2 Antibody - BSA Free

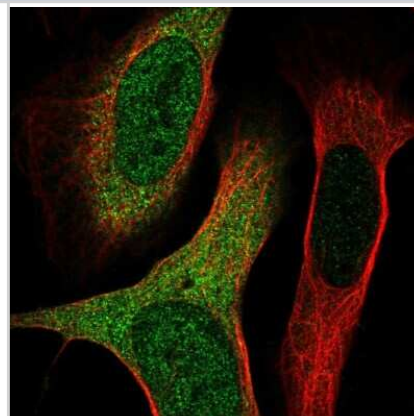
| Product Information |  |
|---------------------|--|
| Unit Size           | 0.1 ml   |
| Concentration       | Concentrations vary lot to lot. See vial label for concentration. If unlisted please contact technical services. |
| Storage             | Store at 4C short term. Aliquot and store at -20C long term. Avoid freeze-thaw cycles.                           |
| Clonality           | Polyclonal   |
| Preservative        | 0.02% Sodium Azide   |
| Isotype             | IgG  |
| Purity              | Affinity purified  |
| Buffer              | PBS (pH 7.2) and 40% Glycerol  |

| Product Description |  |
|---------------------|--|
| Description         | Novus Biologicals Rabbit SH3TC2 Antibody - BSA Free (NBP2-38360) is a polyclonal antibody validated for use in IHC and ICC/IF. All Novus Biologicals antibodies are covered by our 100% guarantee. |
| Host                | Rabbit   |
| Gene ID             | 79628  |
| Gene Symbol         | SH3TC2   |
| Species             | Human  |
| Immunogen           | This antibody was developed against a recombinant protein corresponding to amino acids:<br>SGQVGFVPTRNIDPDSYSPMSRNSAFLSDEERCSSLALGSDKQTECSSFLHTL<br>ARTDITSVYRLSGFESIQNPPNDLSASQP                  |

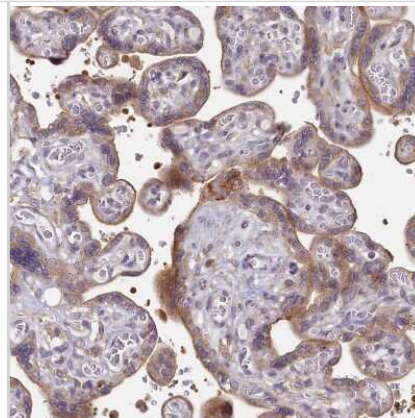
| Product Application Details |  |
|-----------------------------|--|
| Applications                | Immunohistochemistry-Paraffin, Immunocytochemistry/ Immunofluorescence, Immunohistochemistry   |
| Recommended Dilutions       | Immunohistochemistry 1:50 - 1:200, Immunocytochemistry/ Immunofluorescence 0.25-2 ug/ml, Immunohistochemistry-Paraffin 1:50 - 1:200              |
| Application Notes           | For IHC-Paraffin, HIER pH 6 retrieval is recommended.<br>Immunocytochemistry/Immunofluorescence Fixation Permeabilization: Use PFA/Triton X-100. |

**Images**

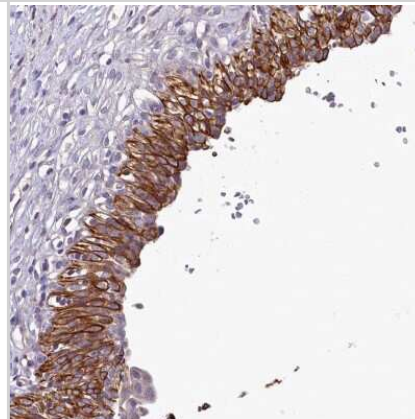
Immunocytochemistry/Immunofluorescence: SH3TC2 Antibody [NBP2-38360] - Immunofluorescent staining of human cell line U-2 OS shows localization to nucleoplasm & cytosol.



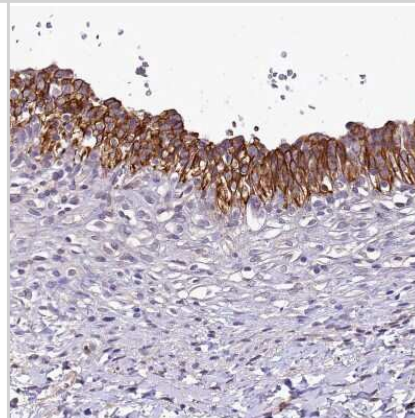
Immunohistochemistry-Paraffin: SH3TC2 Antibody [NBP2-38360] - Staining of human placenta shows weak to moderate membranous and cytoplasmic positivity in trophoblastic cells.



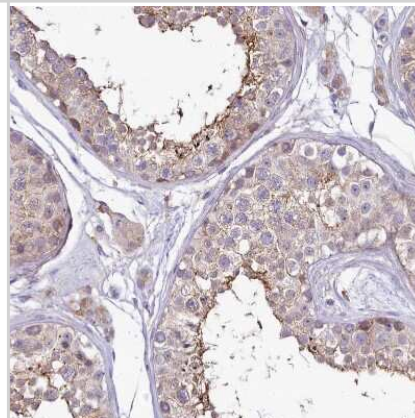
Immunohistochemistry: SH3TC2 Antibody [NBP2-38360] - Staining of human urinary bladder shows strong cytoplasmic and membranous positivity in urothelial cells.



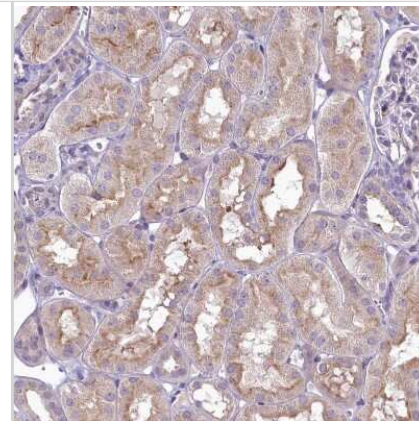
Immunohistochemistry-Paraffin: SH3TC2 Antibody [NBP2-38360] - Staining of human urinary bladder shows strong membranous positivity in urothelial cells.



Immunohistochemistry-Paraffin: SH3TC2 Antibody [NBP2-38360] - Staining of human testis shows moderate membranous positivity in cells in seminiferous ducts.



Immunohistochemistry-Paraffin: SH3TC2 Antibody [NBP2-38360] - Staining of human kidney shows weak membranous and cytoplasmic positivity in cells in tubules.





### **Novus Biologicals USA**

10730 E. Briarwood Avenue  
Centennial, CO 80112  
USA  
Phone: 303.730.1950  
Toll Free: 1.888.506.6887  
Fax: 303.730.1966  
nb-customerservice@bio-techne.com

### **Bio-Techne Canada**

21 Canmotor Ave  
Toronto, ON M8Z 4E6  
Canada  
Phone: 905.827.6400  
Toll Free: 855.668.8722  
Fax: 905.827.6402  
canada.inquires@bio-techne.com

### **Bio-Techne Ltd**

19 Barton Lane  
Abingdon Science Park  
Abingdon, OX14 3NB, United Kingdom  
Phone: (44) (0) 1235 529449  
Free Phone: 0800 37 34 15  
Fax: (44) (0) 1235 533420  
info.EMEA@bio-techne.com

### **General Contact Information**

www.novusbio.com  
Technical Support: nb-technical@bio-techne.com  
Orders: nb-customerservice@bio-techne.com  
General: novus@novusbio.com

### **Products Related to NBP2-38360**

---

|               |   |
|---------------|---|
| NBP2-38360PEP | SH3TC2 Recombinant Protein Antigen                  |
| HAF008        | Goat anti-Rabbit IgG Secondary Antibody [HRP]       |
| NB7160        | Goat anti-Rabbit IgG (H+L) Secondary Antibody [HRP] |
| NBP2-24891    | Rabbit IgG Isotype Control                          |

---

### **Limitations**

This product is for research use only and is not approved for use in humans or in clinical diagnosis. Primary Antibodies are guaranteed for 1 year from date of receipt.

For more information on our 100% guarantee, please visit [www.novusbio.com/guarantee](http://www.novusbio.com/guarantee)

Earn gift cards/discounts by submitting a review: [www.novusbio.com/reviews/submit/NBP2-38360](http://www.novusbio.com/reviews/submit/NBP2-38360)

Earn gift cards/discounts by submitting a publication using this product:  
[www.novusbio.com/publications](http://www.novusbio.com/publications)

