

# Product Datasheet

## Smoothelin Antibody - BSA Free NBP2-37971

Unit Size: 0.1 ml

Store at 4C short term. Aliquot and store at -20C long term. Avoid freeze-thaw cycles.

[www.novusbio.com](http://www.novusbio.com)



[technical@novusbio.com](mailto:technical@novusbio.com)

### Publications: 2

Protocols, Publications, Related Products, Reviews, Research Tools and Images at:  
[www.novusbio.com/NBP2-37971](http://www.novusbio.com/NBP2-37971)

Updated 12/2/2025 v.20.1

Earn rewards for product  
reviews and publications.

Submit a publication at [www.novusbio.com/publications](http://www.novusbio.com/publications)

Submit a review at [www.novusbio.com/reviews/destination/NBP2-37971](http://www.novusbio.com/reviews/destination/NBP2-37971)



**NBP2-37971**

Smoothelin Antibody - BSA Free

Product Information	
Unit Size	0.1 ml
Concentration	Concentrations vary lot to lot. See vial label for concentration. If unlisted please contact technical services.
Storage	Store at 4C short term. Aliquot and store at -20C long term. Avoid freeze-thaw cycles.
Clonality	Polyclonal
Preservative	0.02% Sodium Azide
Isotype	IgG
Purity	Affinity purified
Buffer	PBS (pH 7.2) and 40% Glycerol

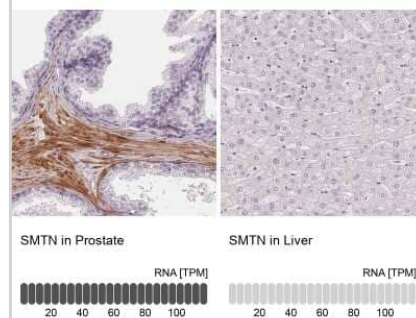
Product Description	
Description	Novus Biologicals Rabbit Smoothelin Antibody - BSA Free (NBP2-37971) is a polyclonal antibody validated for use in IHC, WB and Simple Western. Anti-Smoothelin Antibody: Cited in 2 publications. All Novus Biologicals antibodies are covered by our 100% guarantee.
Host	Rabbit
Gene ID	6525
Gene Symbol	SMTN
Species	Human
Reactivity Notes	Immunogen displays the following percentage of sequence identity for non-tested species: Mouse (86%), Rat (86%)
Immunogen	This antibody was developed against a recombinant protein corresponding to amino acids: PVARSEEPGAPLPVAVGTAEPGGSMKTTFTIEIKDGRGQASTGRVLLPTGNQR AELTLGLRAPPTLLSTSSGGKSTITRVNSPGT

Product Application Details	
Applications	Western Blot, Simple Western, Immunohistochemistry-Paraffin, Immunohistochemistry
Recommended Dilutions	Western Blot 0.04-0.4 ug/ml, Simple Western 1:50, Immunohistochemistry 1:500 - 1:1000, Immunohistochemistry-Paraffin 1:500 - 1:1000
Application Notes	For IHC-Paraffin, HIER pH 6 retrieval is recommended. See <a href="#">Simple Western Antibody Database</a> for Simple Western validation: Tested in Bladder, separated by Size, antibody dilution of 1:50

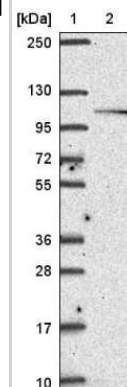


## Images

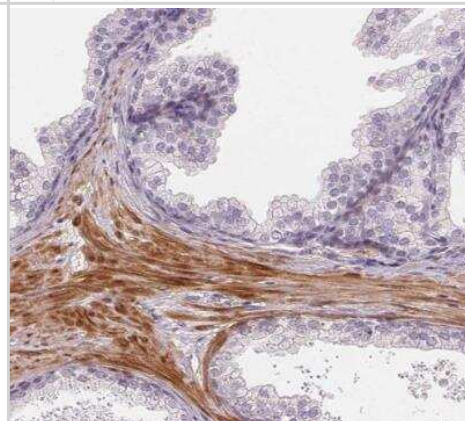
Immunohistochemistry-Paraffin: Smoothelin Antibody [NBP2-37971] - Analysis in human prostate and liver tissues. Corresponding Smoothelin RNA-seq data are presented for the same tissues.



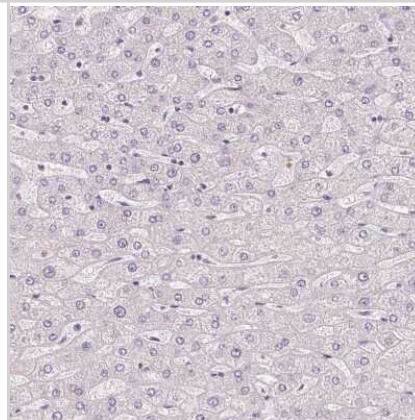
Western Blot: Smoothelin Antibody [NBP2-37971] - Lane 1: Marker [kDa] 250, 130, 95, 72, 55, 36, 28, 17, 10. Lane 2: Human cell line RT-4



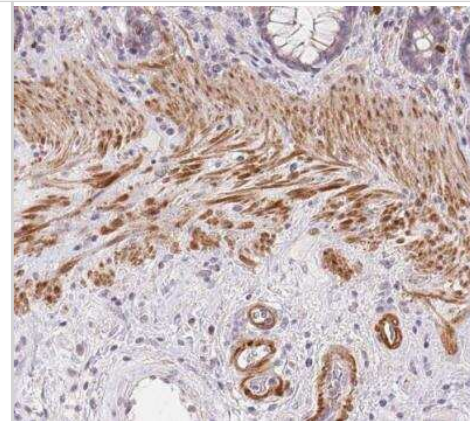
Immunohistochemistry-Paraffin: Smoothelin Antibody [NBP2-37971] - Staining of human prostate shows moderate to strong cytoplasmic positivity in smooth muscle cells.



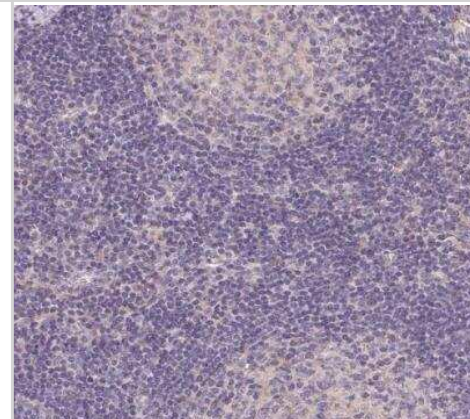
Immunohistochemistry-Paraffin: Smoothelin Antibody [NBP2-37971] - Staining of human liver shows no positivity in hepatocytes as expected.



Immunohistochemistry-Paraffin: Smoothelin Antibody [NBP2-37971] - Staining of human rectum shows moderate to strong cytoplasmic positivity in smooth muscle cells.



Immunohistochemistry-Paraffin: Smoothelin Antibody [NBP2-37971] - Staining of human lymph node shows no positivity in non-germinal center cells as expected.



## Publications

Salemi S, Schori L, Gerwinn T et al. Myostatin Overexpression and Smad Pathway in Detrusor Derived from Pediatric Patients with End-Stage Lower Urinary Tract Dysfunction International Journal of Molecular Sciences 2023-02-24 [PMID: 36901894]

Lien M. Reolizo, Helen Williams, Kerry Wadey, Aleksandra Frankow, Ze Li, Kevin Gaston, Padma-Sheela Jayaraman, Jason L. Johnson, Sarah J. George Inhibition of Intimal Thickening By PRH (Proline-Rich Homeodomain) in Mice Arteriosclerosis, Thrombosis, and Vascular Biology 2023-01-26 [PMID: 36700427]



### **Novus Biologicals USA**

10730 E. Briarwood Avenue  
Centennial, CO 80112  
USA  
Phone: 303.730.1950  
Toll Free: 1.888.506.6887  
Fax: 303.730.1966  
nb-customerservice@bio-techne.com

### **Bio-Techne Canada**

21 Canmotor Ave  
Toronto, ON M8Z 4E6  
Canada  
Phone: 905.827.6400  
Toll Free: 855.668.8722  
Fax: 905.827.6402  
canada.inquires@bio-techne.com

### **Bio-Techne Ltd**

19 Barton Lane  
Abingdon Science Park  
Abingdon, OX14 3NB, United Kingdom  
Phone: (44) (0) 1235 529449  
Free Phone: 0800 37 34 15  
Fax: (44) (0) 1235 533420  
info.EMEA@bio-techne.com

### **General Contact Information**

www.novusbio.com  
Technical Support: nb-technical@bio-techne.com  
Orders: nb-customerservice@bio-techne.com  
General: novus@novusbio.com

### **Products Related to NBP2-37971**

---

NBP2-37971PEP	Smoothelin Recombinant Protein Antigen
NBP2-33376H	Blue Marker Antibody (6F4-F6) [HRP]
HAF008	Goat anti-Rabbit IgG Secondary Antibody [HRP]
NB7160	Goat anti-Rabbit IgG (H+L) Secondary Antibody [HRP]
NBP2-24891	Rabbit IgG Isotype Control

---

### **Limitations**

This product is for research use only and is not approved for use in humans or in clinical diagnosis. Primary Antibodies are guaranteed for 1 year from date of receipt.

For more information on our 100% guarantee, please visit [www.novusbio.com/guarantee](http://www.novusbio.com/guarantee)

Earn gift cards/discounts by submitting a review: [www.novusbio.com/reviews/submit/NBP2-37971](http://www.novusbio.com/reviews/submit/NBP2-37971)

Earn gift cards/discounts by submitting a publication using this product:  
[www.novusbio.com/publications](http://www.novusbio.com/publications)

