

Product Datasheet

Smoothelin Antibody - BSA Free NBP2-37931

Unit Size: 0.1 ml

Store at 4C short term. Aliquot and store at -20C long term. Avoid freeze-thaw cycles.

www.novusbio.com



technical@novusbio.com

Publications: 4

Protocols, Publications, Related Products, Reviews, Research Tools and Images at:
www.novusbio.com/NBP2-37931

Updated 3/4/2026 v.20.1

Earn rewards for product
reviews and publications.

Submit a publication at www.novusbio.com/publications

Submit a review at www.novusbio.com/reviews/destination/NBP2-37931



NBP2-37931

Smoothelin Antibody - BSA Free

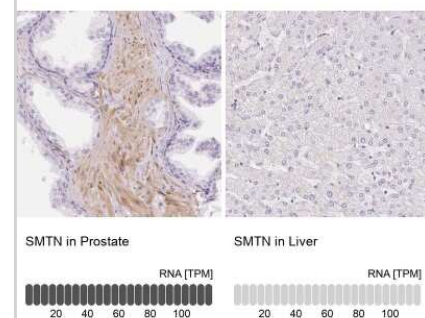
Product Information	
Unit Size	0.1 ml
Concentration	Concentrations vary lot to lot. See vial label for concentration. If unlisted please contact technical services.
Storage	Store at 4C short term. Aliquot and store at -20C long term. Avoid freeze-thaw cycles.
Clonality	Polyclonal
Preservative	0.02% Sodium Azide
Isotype	IgG
Purity	Affinity purified
Buffer	PBS (pH 7.2) and 40% Glycerol

Product Description	
Host	Rabbit
Gene ID	6525
Gene Symbol	SMTN
Species	Human
Immunogen	This antibody was developed against a recombinant protein corresponding to amino acids: LAGLDEGALRKLLLEVTDLAERRRIRSAIRELQRQELEREEEEALASKRFRAERQ DNKENWLHSQQREAEQRAALARLAGQLESMNDVEELTALLR

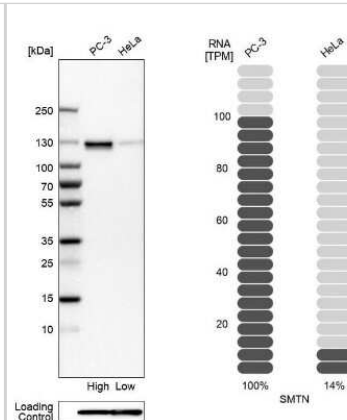
Product Application Details	
Applications	Western Blot, Simple Western, Immunohistochemistry-Paraffin, Immunocytochemistry/ Immunofluorescence, Immunohistochemistry
Recommended Dilutions	Western Blot 0.04-0.4 ug/ml, Simple Western 1:100, Immunohistochemistry 1:5000 - 1:10000, Immunocytochemistry/ Immunofluorescence Reported in (PMD: 29622561, Immunohistochemistry-Paraffin 1:5000 - 1:10000)
Application Notes	For IHC-Paraffin, HIER pH 6 retrieval is recommended. See Simple Western Antibody Database for Simple Western validation: Tested in Bladder, separated by Size, antibody dilution of 1:100

Images

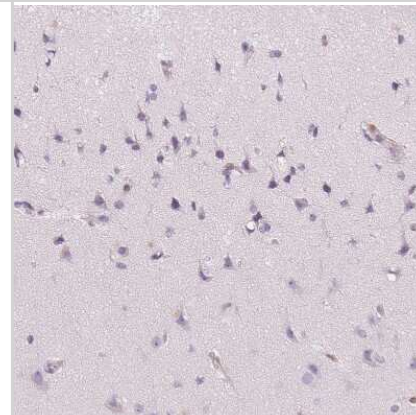
Immunohistochemistry-Paraffin: Smoothelin Antibody [NBP2-37931] - Staining in human prostate and liver tissues using NBP2-37931 antibody. Corresponding SMTN RNA-seq data are presented for the same tissues.



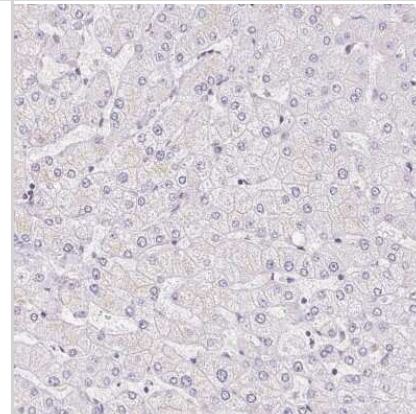
Western Blot: Smoothelin Antibody [NBP2-37931] - Analysis in human cell lines PC-3 and HeLa using anti-SMTN antibody. Corresponding SMTN RNA-seq data are presented for the same cell lines. Loading control: anti-PPIB.



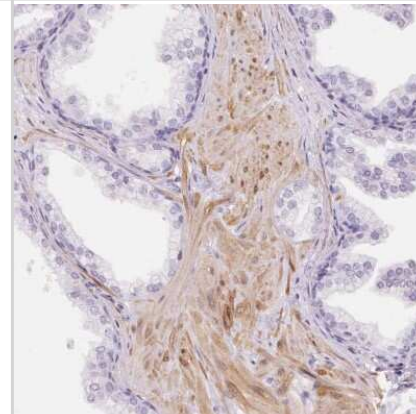
Immunohistochemistry-Paraffin: Smoothelin Antibody [NBP2-37931] - Staining of human cerebral cortex shows no positivity in neurons as expected.



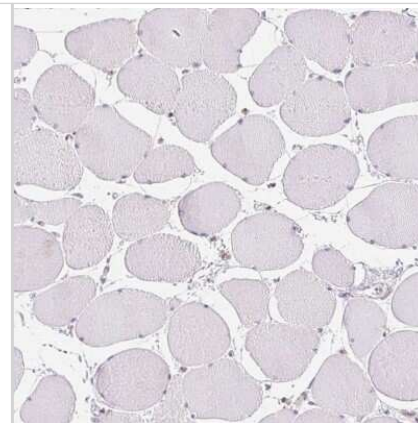
Immunohistochemistry-Paraffin: Smoothelin Antibody [NBP2-37931] - Staining of human liver shows no positivity in hepatocytes as expected.



Immunohistochemistry-Paraffin: Smoothelin Antibody [NBP2-37931] - Staining of human prostate shows moderate cytoplasmic positivity in smooth muscle cells.



Immunohistochemistry-Paraffin: Smoothelin Antibody [NBP2-37931] - Staining of human skeletal muscle shows no positivity in myocytes as expected.



Publications

Kim YH, Lee YK, Park SS et al. Mid-old cells are a potential target for anti-aging interventions in the elderly Nature communications 2023-11-22 [PMID: 37993434] (IHC-P, Human)

Salemi S, Schori L, Gerwinn T et al. Myostatin Overexpression and Smad Pathway in Detrusor Derived from Pediatric Patients with End-Stage Lower Urinary Tract Dysfunction International Journal of Molecular Sciences 2023-02-24 [PMID: 36901894] (IHC-P, Human)

Gerwinn T, Salemi S, Krattiger L Et al. Spheroids of Bladder Smooth Muscle Cells for Bladder Tissue Engineering BioMed research international 2021-11-11 [PMID: 34805410] (ICC/IF, Simple Western, Rat)

Yao D, Xu L, Xu O et al. O-Linked b-N-Acetylglucosamine Modification of A20 Enhances the Inhibition of NF-kB (Nuclear Factor-kB) Activation and Elicits Vascular Protection After Acute Endoluminal Arterial Injury. Arterioscler. Thromb. Vasc. Biol. 2018-04-05 [PMID: 29622561] (ICC/IF)



Novus Biologicals USA

10730 E. Briarwood Avenue
Centennial, CO 80112
USA
Phone: 303.730.1950
Toll Free: 1.888.506.6887
Fax: 303.730.1966
nb-customerservice@bio-techne.com

Bio-Techne Canada

21 Canmotor Ave
Toronto, ON M8Z 4E6
Canada
Phone: 905.827.6400
Toll Free: 855.668.8722
Fax: 905.827.6402
canada.inquires@bio-techne.com

Bio-Techne Ltd

19 Barton Lane
Abingdon Science Park
Abingdon, OX14 3NB, United Kingdom
Phone: (44) (0) 1235 529449
Free Phone: 0800 37 34 15
Fax: (44) (0) 1235 533420
info.EMEA@bio-techne.com

General Contact Information

www.novusbio.com
Technical Support: nb-technical@bio-techne.com
Orders: nb-customerservice@bio-techne.com
General: novus@novusbio.com

Products Related to NBP2-37931

NBP2-37931PEP	Smoothelin Recombinant Protein Antigen
HAF008	Goat anti-Rabbit IgG Secondary Antibody [HRP]
NB7160	Goat anti-Rabbit IgG (H+L) Secondary Antibody [HRP]
NBP2-24891	Rabbit IgG Isotype Control

Limitations

This product is for research use only and is not approved for use in humans or in clinical diagnosis. Primary Antibodies are guaranteed for 1 year from date of receipt.

For more information on our 100% guarantee, please visit www.novusbio.com/guarantee

Earn gift cards/discounts by submitting a review: www.novusbio.com/reviews/submit/NBP2-37931

Earn gift cards/discounts by submitting a publication using this product:
www.novusbio.com/publications

